


HAND TOOLING PRODUCTS



ABOUT ALPHA®

Alpha Professional Tools® is a leading manufacturer of quality tools for professionals in the natural and engineered stone, tile, glass, concrete and construction industries. Alpha® provides unique and innovative products for cutting, drilling, shaping and polishing all types of materials. In addition to providing the best products in the industry, Alpha Professional Tools® offers a variety of services to support their products. More information is available at www.alpha-tools.com.



CONTACT INFORMATION

COMPANY HEADQUARTERS: Alpha Professional Tools®
103 Bauer Drive
Oakland, NJ 07436

Hours of Operation: 8:30 a.m. – 5:00 p.m. EST
Telephone Number: 201-337-3343
Toll-Free Number: 800-648-7229
Fax Number: 201-337-2216
Customer Service Fax Number: 800-286-0114
Tool Department Fax Number: 201-337-2265
Accounting Department Fax Number: 201-337-2262

E-mail orders to: orderdesk@alpha-tools.com
E-mail Spare Parts orders to: tooldesk@alpha-tools.com

Technical Support: technicalsupport@alpha-tools.com

SALES CONTACTS BY TERRITORY:

Caribbean	201-337-3343	Sales-Caribbean@alpha-tools.com
Central Canada	519-505-7900	Sales-CentralCanada@alpha-tools.com
Central Plains	800-648-7229	Sales-CentralPlains@alpha-tools.com
Florida	239-898-8397	Sales-Florida@alpha-tools.com
International	201-337-3343	Sales-International@alpha-tools.com
Mid-Atlantic	804-347-3011	Sales-Mid-Atlantic@alpha-tools.com
Midwest	630-849-7105	Sales-Midwest@alpha-tools.com
Mountain	480-283-3729 / 602-337-3393	Sales-Mountain@alpha-tools.com
New England	860-933-6626	Sales-NewEngland@alpha-tools.com
Northern CA	925-428-1292	Sales-NorthernCA@alpha-tools.com
Northwest	510-409-9326	Sales-Northwest@alpha-tools.com
NY Metro	973-830-7681	Sales-NYMetro@alpha-tools.com
Ohio Valley	440-364-3759	Sales-OhioValley@alpha-tools.com
Pacific	800-648-7229	Sales-Pacific@alpha-tools.com
South	800-648-7229	Sales-South@alpha-tools.com
Southeast	678-977-1147	Sales-Southeast@alpha-tools.com
Southern CA	714-853-3476	Sales-SouthernCA@alpha-tools.com
Western Canada	519-505-7900	Sales-WesternCanada@alpha-tools.com

Visit us on the web at: www.alpha-tools.com
Chemical Emergency - Chemtrec: 800-424-9300



CONTENTS

CUTTING SYSTEM

STONE CUTTERS

Cutting System Overview	1
AWS-110, Versatile Wet Stone Cutter for Tile Contractors	2
AWS-125, Powerful Wet Stone Cutter for Fabricators	3
Ecocutter Dry Tile Cutting System	4
Ecocutter, Stand-Alone Tool for Dry Cutting Applications	5
Hot-Rod Blade for Grout Removal.....	5
Crack Chasing / Concrete Profiling Wheels	5

DRY BLADES

Plus, the Ultimate Diamond Blade for Granite	6
Quad, Exclusively for Flush Cutting Application for Granite	7
Libero, the Ultimate Blade for Marble	8
Eclipse II Blade for General Purpose Cutting.....	9
Eclipse Q Blade, General Purpose Cutting for High-Speed Angle Grinders	10
Katana Hybrid Dry Saw Blade for all Tiles.....	11
Tuck Point Wheel, for Brick Re-pointing.....	12
Trim Master, Dry Cutting Diamond Blade for Sliding Miter Saws	13
Rescue, Rugged Demolition Blade for Fire and Rescue	14
Ultracut-GPM Series, the Ultimate Vacuumed-brazed Diamond Blade.....	15
Ultracut-APR Series, Hybrid Blade for Intricate and Flush Cutting Applications	16

WET BLADES

Número Uno, Premium Wet Saw Blade for Stone Tile.....	17
Porcellana, Hybrid Wet Saw Blade for all Tiles	18
Porcellana with 1" Arbor for Portable Rail Saw	19
Typhoon, Premium Wet Saw Blade for Marble and Ceramic Tile	20
Sonic, Premium Wet Cutting Blade for Tile	21
Vetro, Premium Wet Cutting Blade for Glass	22
Vetro, with 1" Arbor for Portable Rail Saw	23
Cordless Saw Blade for Tile.....	24
Cordless Saw Blade for Glass	24
Vortex, New Generation for Flush Cutting & Intricate Cutting Applications	25

CURVE CUTTING BLADES

Contour Blade for Granite and Engineered Stone	26
Contour Blade for Marble / Contour Blade for Porcelain and Crystallized Glass.....	27

CHANNEL CUTTING

Groove Cutter, Wet Cutting Grooves for Joint Seaming	28
Hot-Rod, for Cutting Channels for Stainless Steel Rods	29

CUTTING WHEEL

Marble Profile Wheel for a Single Pass Cutting & Profiling	30
--	----

ACCESSORIES

Countertop Trim Kit	30
Guide Rail System	31
Dry Porcelain Tile Cutting System	32
Blade Accessories	33
EZ Thin Tile Cutters, Thin Tile Cutting Made Easy!	34

PROFILING

Profiler EQ-Series for Drop-in-Sinks	35
Profiler B-Series for Creating a Perfect Roundover Edge.....	36
Profiler RE-Series for Creating a Reverse Beveled Edge Corners.....	37
Profiler V-Series for Creating a Full Bullnose Edge.....	38
Profiler Z-Series for Vertical Grinding.....	39
Profiler E-Series for Creating a Hollywood Beveled Edge	40
Profiler F-Series for Creating an Ogee Edge	41
Profiler Q-Series for Creating Recessed Drain Holes.....	42

GRINDING & SHAPING

Spike Diamond Disc, Coating Removal Made Easy.....	43
Vextra Flat Grinding Disc, General Purpose Flat Grinding Disc.....	44

CONTENTS

Vexcel Grinding Disc, Rigid Grinding Disc with Fluoric Rubber Backing	45
Vflex Flexible Sanding Disc, general purpose flexible sanding disc	46
Surfacer Grinding Cup Wheels, for Smoothing Out the Underside of Table Tops	47
DG Style, DS Style Grinding Wheels	48
Segmented Grinding Cup Wheel for Concrete, Terrazzo & Masonry	54
DRILLING	
Vacuum-Brazed Trimmer Bits / Electroplated Drill Bits	49
Drill Bit Guide, Water Delivery System	49
Wet Core Drilling	50
Dry Core Drilling	51
HAND TOOLS AND ACCESSORIES	
HAND TOOLS	
HSG-125, High-Speed Angle Grinder	52
WDP-120, Wet/Dry Polisher for Decorative Concrete Contractors	53
ECG-125, High Performance Grinder with Built-in Vacuum System	54
VSP-120, Variable Speed Wet Polisher	55
AWP-158, Portable Electric Polisher	56
AIR-658, Pneumatic Air Polisher for Fabricators	57
AIR-300, Mini Air Polisher	58
ACCESSORIES	
Beveling Auxiliary Base (15-90°)	59
Rigid, Flexible and GV Backer Pads	60
Ecoguard Type C, Hybrid Dust Collection Cover for Cutting Applications	61
Ecoguard Type W, Dust Collection Cover for Wider Blades	62
Ecoguard Type G for Grinding Applications	63
HEPA Dry Vacuum 10-Gal.	64
Ecocaddy, Stand-up Grinder Caddy for the Ecogrinder / Dust Bag Carriage	65
Corner Nippers / Gloss Checkers	66
Corner Rulers	67
Apron / Safety Glasses	68
Moisture Test Kit for Calculating Vapor Emissions	69
Tile Bullnose Kit for Creating Quality Factory Finish Bullnose Edging	69
HAND POLISHING SYSTEM	
Dry Tile Bullnose Kit, Create a Factory Finish without the Mess	70
Turboshine, Polishing Natural Stone	71, 72
Antique Brush Wheels, Create Textured Finishes	73
Ceramica TF, Textured Finish on Engineered Stone / Granite Surfaces	74
Ceramica EX for Polishing all Stones	75
Ceramica EDGE, Flexible Diamond Polishing Discs	76
Ceramica Three-Part System Overview	77
Ceramica Vitrified / Ceramica Metal Polishing Pads	78
Ceramica Resin / Ceramica Buff Polishing Pads	79
Diamond Hand Pads, Versatile Hand Finishing Tool	80
DRY POLISHING	
Ceramica Dry, Dry Polishing for All Natural Stones	81
Sandpaper / Felt Wheels	82
PVA VP Polishing Disc, Polishing System	83
PVA MK Style for Polishing Marble Edges	84
PVA QC Style for Low Speed Polishing Tools	85
RESTORATION & MAINTENANCE	
RSR-2000 Rust Stain Remover in Gel Form / General Stain Remover in Poultice Form	86
Scratch Removal Kit	87
EDUCATIONAL MATERIALS	
Pre-Fabricated Granite Blank Fabrication and Installation DVD	88
Granite Countertop Fabrication and Installation DVD	88
KITS	
Alpha® Kits, Customized Selection of Tools for Specific Applications	89

DRY CUTTING BLADE SELECTION GUIDE

ALPHA® BLADES	SPECIALITY	BUILDING STONE FABRICATORS	TILE CONTRACTORS	MONUMENT BUILDERS	GENERAL CONTRACTORS	SPECIALITY CONTRACTORS
Plus	Granite & Harder Materials	HR	R	HR	R	R
Quad	Flush Cutting	HR	R	HR	R	R
Liberio	Marble	HR	HR	R	R	R
Eclipse II	General Purpose	HR	R	R	HR	R
Eclipse Q	General Purpose	HR	R	R	HR	R
Eclipse Segmented	General Purpose	R	NR	NR	HR	R
Rescue Blade	General Purpose	R	NR	NR	R	HR
Tuck Point	Tuck Pointing	NR	NR	NR	R	HR
Katana	All Tile	R	HR	R	R	R
Contour Blade	Curved Applications	HR	R	NR	NR	R
Contour Blade for Marble	Marble	HR	R	NR	NR	R
Vortex	Flush Cutting	HR	R	HR	NR	R
Vortex for Marble	Flush Cutting	HR	R	R	NR	R
Hot-Rod	Channel Cutting	HR	R	R	R	R


WET CUTTING BLADE SELECTION GUIDE

ALPHA® BLADES	SPECIALITY	BUILDING STONE FABRICATORS	TILE CONTRACTORS	MONUMENT BUILDERS	GENERAL CONTRACTORS	SPECIALITY CONTRACTORS
Silencer III	Granite	HR	R	HR	R	R
Silencer III	Marble	HR	R	HR	R	R
Silencer III	Porcelain	HR	R	N	R	R
Silencer III	Engineered Stone	HR	R	NR	R	R
Número Uno	Engineered Stone & Natural Stone Tile	R	HR	NR	R	R
Knock Out	Granite	HR	NR	NR	NR	R
Ice	Granite	HR	R	HR	R	R
Porcellana	All Tile	R	HR	NR	R	HR
Typhoon	Ceramic Tile and Marble Tile	R	HR	NR	R	R
Sonic	Ceramic Tile	R	R	NR	R	R
Vetro	Glass Blade, Tile & Stone	R	HR	NR	R	HR
BT	Tile Blade for Cordless Saw	NR	H	NR	R	R
BG	Glass Blade for Cordless Saw	NR	NR	NR	R	HR
Groove Cutter	Groove Cutting	HR	R	R	R	R
Marble Profile Wheel	Cut & Profile Tile	R	HR	NR	R	R

KEY: HR = Highly Recommended R = Recommended NR = Not Recommended

Alpha® Dry Blades may also be used wet providing the specified RPM is maintained. However, Alpha® Wet Blades may not be used dry with exception of the Alpha® Sonic (part numbers TS04AL and TS05AL). In all cases, it is important that the application meet the defined use for that specific blade. Different sizes are available for various applications. Please refer to the specific page number to determine which sizes are available.


Versatile Wet Stone Cutter for Tile Contractors



AWS-110

The AWS-110 Wet Stone Cutter is ideal for those working with natural and engineered stone, tile, concrete, masonry and glass. It was designed to produce straight and true cuts as required by professional fabricators and installers. Equipped with one of the most powerful motors in its class, the AWS-110 has the strength to power through hard dense materials, such as, porcelain, hard red granites and engineered stone. The water-feed supply eliminates the harmful dust particles common in dry cutting applications. The included self-stick felt strips can be applied to the base plate to protect the work surface from scratches.

The AWS-110 may be used several ways. With the reversible ruler guide down, one can work off the edge of the stone; in the up position, it can glide along a straight edge. Of course, it may be used free hand and either wet or dry. Additionally, utilizing the optional Carriage Assembly, one can use the Alpha® Guide Rail System (see page 31) to perform machine precision cuts.



The AWS-110 is more than a saw; it is a complete cutting system that can be used for cutting, scoring, profiling and more. It is designed and manufactured with the highest quality standards, as are all Alpha Professional Tools® products.

PART NO.	DESCRIPTION
AWS-110	4-1/2" Wet Stone Cutter - 110V
AWS-220	4-1/2" Wet Stone Cutter - 220V
AWS-UCAM	Universal Carriage Assembly

*See page 31 for the new Guide Rail System
 *See pag 24 for the Ultimate Wet Blade for Glass Tile

Specifications:	Equipment Included:
Rating.....110/220 Volts	<ul style="list-style-type: none"> • Ground Fault Circuit Interrupter • Water Valve and Hose • Faucet/Garden Hose Adapter • Wrench • Straight Cutting Guide (reversible) • Extra Carbon Brush Set • Self-Stick Felt strips
Amperage.....11.2/5.5	
Power.....1200W	
No-load Speed.....13,000 RPM	
Weight.....6.8 lbs/3.1kg	
Arbor......20mm	
Cutting Disc Diameter.....4" / 100mm, 4-1/2" / 115mm	



Carriage Assembly



The AWS-125 Wet Stone Cutter is designed for use in the stone, tile and glass industry. This machine is able to provide perfect straight cuts which is required for quality fabrication and installation. Equipped with one of the most powerful motors in its class, the AWS-125 has the strength to power through tough materials, including porcelain and engineered stones. When used with the proper blade, this wet stone cutter is also equipped with a high quality water-feed system that eliminates the harmful dust particles which are common in dry cutting applications. Another safety feature included is a built-in GFCI (ground fault circuit interrupter).



AWS-125

In addition, the AWS-125 Wet Stone Cutter includes two unique features. One is a side handle for more stability and control. The second, is the ability to accept a curve cutting blade. Curve cutting operations are safer and easier with the AWS-125 and our Contour Blade. Suitable for use in the shop or on the job site, the AWS-125 is ideal for any professional stone fabricator/ installer or tile contractor.

**See page 31 for the new Guide Rail System*

PART NO.	DESCRIPTION
AWS-125	5" Wet Stone Cutter - 110V
AWS-225	5" Wet Stone Cutter - 220V
AWS-UCAM	Universal Carriage Assembly



Carriage Assembly

Specifications:	Equipment Included:
Rating.....110/220 Volts	<ul style="list-style-type: none"> • Ground Fault Circuit Interrupter • Water Valve and Hose • Faucet/Garden Hose Adapter • Wrench • Straight Cutting Guide (reversible) • Extra Carbon Brush Set • Self-Stick Felt Strips • Side Handle
Amperage.....11.2/5.5	
Power.....1200W	
No-load Speed (min ⁻¹).....12,000 RPM	
Weight.....7.2 lbs / 3.3 kg	
Arbor.....7/8" / 22mm	
Cutting Disc Diameter.....5" / 125mm	
Max. Cutting Depth.....1-5/8" / 41mm	

Alpha® Ecocutter Dry Tile Cutting System

CUTTING SYSTEM

Ultimate Dry Tile Cutting System



Once again, Alpha® has set a new standard by introducing a dry tile cutting system for the tile installer which is virtually dust-free! Using this new Ecocutter system with the included Alpha® Katana blade, you can cut most tiles clean and fast, including porcelain, without water, thus eliminating messy clean up.

The lightweight cutting table and stand are included, allowing the installer to easily carry and store in a truck. The table is designed to hold 1/2" thick tile and can cut a diagonal on 20" x 20" tile or smaller.

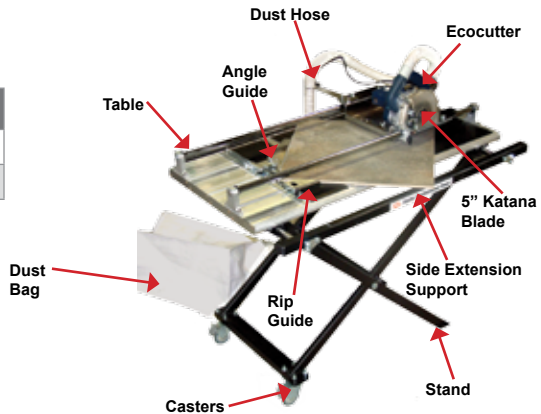
Designed with the tile contractor in mind, the Ecocutter is the ultimate dry cutting system!

Kit Includes:

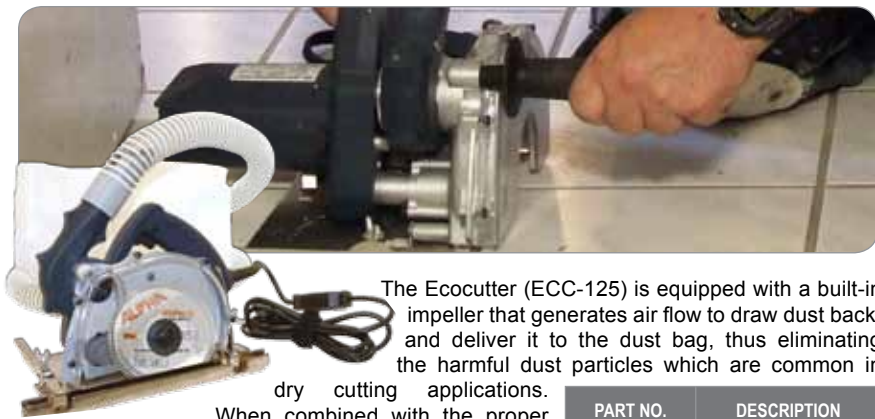
Ecocutter, Stand, Table
5" Katana Blade and
Basic Instructional DVD

Specifications:	Equipment Included:
Rating.....110/220 Volts	<ul style="list-style-type: none"> • Dust Hose • Dust Gate • Forward Handle • Hexagon Ring Spanner • Wrench • Dust Bag • TT Ruler • Hook and Loop Strap (2pcs)
Amperage.....11.2/5.5	
Power.....1200W	
No-load Speed (min ⁻¹).....12,000 RPM	
Weight.....9.5 lbs / 4.3 kg	
Arbor.....7/8" / 22.3mm	
Cutting Disc Diameter.....5" / 125mm	
Max. Cutting Depth.....1-1/8" / 29mm (without Ecocutter Table)	

PART NO.	DESCRIPTION
ECC-KIT	Dry Tile Cutting System
133544	Ecocutter Dust Bag



*See page 11 for New Generation of Hybrid Dry Saw Blade for all Tiles



ECO CUTTER

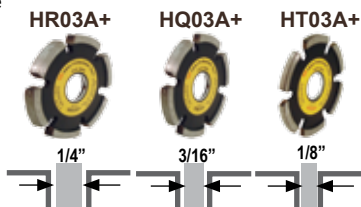
The Eco cutter (ECC-125) is equipped with a built-in impeller that generates air flow to draw dust back, and deliver it to the dust bag, thus eliminating the harmful dust particles which are common in dry cutting applications. When combined with the proper accessories, the Eco cutter is a great choice for use in the shop or on the jobsite! (For more information see specification chart on page 1)

PART NO.	DESCRIPTION
ECC-125	5" Eco cutter - 110V
133544	Eco cutter Dust Bag

HOT-ROD BLADE FOR GROUT REMOVAL

Combining the Hot-Rod blade for Granite, with the exclusive Alpha® Eco cutter creates a portable, dust-free grout removal solution. Tile contractors agree this is the recommended choice for this type of application!

PART NO.	SIZE	MAX RPM	ARBOR(S)	RECOMMENDED FOR
HT03A+	3"	14,500	7/8", 20mm	1/8" ROD
HQ03A+	3"	14,500	7/8", 20mm	3/16" ROD
HR03A+	3"	14,500	7/8", 20mm	1/4" ROD



CRACK CHASING WHEEL



This V-cut wheel style produces a 1/2 inch wide, 70-degree, V-shaped groove for re-caulking and re-filling. The 4" wheel fits on the Alpha® Eco cutter, thus creating a portable, dust-free operation eliminating unnecessary cleanup.

PART NO.	SIZE	MAX RPM	ARBOR
DCC478	4"	14,500	7/8"



CONCRETE PROFILING WHEEL



This 3-3/8" wheel is designed to create a demi-bullnose edge treatment on concrete grooves. When used with the Alpha® Eco cutter, it creates the ultimate dust-free portable solution for decorative concrete contractors in the market today!


PART NO.	SIZE	MAX RPM	ARBOR
CPE445	3-3/8"	14,500	7/8"



The Ultimate Diamond blade for Granite

Designed for dry cutting applications, Alpha® Plus is a premium diamond blade that can be used for cutting granite, engineered stone, marble, and other hard materials efficiently and quickly. Alpha® Plus fits on most angle grinders, wet stone cutters, demolition saws and other common power tools used throughout the stone, tile and construction industries. Stone fabricators,

tile installers, masons and general contractors will find that Alpha® Plus meets or exceeds all of their needs for various cutting applications in stone, tile and other hard building materials. The high performance design of the turbo edge, which is made with the highest quality diamond grit and matrix, safely provides “chip-free” cutting and longer life. Whether you are cutting 1-1/4” granite slab or the hardest cured concrete, Alpha® Plus is the ultimate diamond blade for your most demanding applications.



PLUS



Tech Tip: Although designed as a dry blade, use in a wet application at high RPM to enhance blade life and cutting performance.

PART NO.	SIZE	MAXIMUM RPM	ARBOR(S)
DA04A+	4"	14,500	20mm, 5/8"
DA05A+	4-1/2"	13,200	7/8", 20mm
DA05S	5"	12,200	7/8"
DA06A+	6"	10,100	7/8", 5/8", \diamond
DA07A+	7"	8,400	5/8", \diamond
DA08A+	8"	7,400	5/8", \diamond
DA09A+	9"	6,600	7/8", 5/8"
DA10A+	10"	5,900	1", 5/8"
DA11A+	10"	5,900	5/8"
DA12A+	12"	6,200	1", 20mm
DA13A+	12"	6,200	20mm

FEATURES

- Best Dry Cutting Blade on the Market
- Perfect for Granite and Engineered Stone
- 1/2" (8mm) tall Diamond Layer for a Long Life
- Recommended for Hard Concrete

*See Page 7 for Flush Cutting Blade



QUAD

Alpha® Quad combines the performance of Alpha® Plus, the ultimate diamond blade, with our unique design for flush cutting applications. Unlike other blades, Alpha® Quad accepts our exclusive Quad Drive Adapter, which eliminates the required lock nut. The Quad Drive Adapter has a threaded arbor that permits mounting on angle grinders for “flush cutting” applications. The quad driver designed for larger diameters enables angle grinders to be used for cutting applications with their existing safety guard in place. Fabricators use Alpha® Quad to make 90 degree inside corners cleanly and

efficiently. Monument builders can easily clean up marks left from large diameter saw cuts with Alpha® Quad. General contractors love to convert their angle grinder into a cutting tool on the job site by using Alpha® Quad. This blade is also very popular for sculptors who want to reach tight corners and hard to reach areas. Alpha® Quad and the Quad Drive Adapter offer unique features with the performance of the ultimate diamond blade for special applications.

PART NO.	SIZE	MAXIMUM RPM	ARBOR
DA04AH	4"	14,500	20mm Quad Drive
DA05SH	5"	12,200	20mm Quad Drive
DA06AH	6"	10,100	20mm Quad Drive
DA07AH	7"	8,400	20mm Quad Drive
DA08AH	8"	7,400	20mm Flange with 8 holes
DA09AH	9"	6,600	20mm Flange with 8 holes
DA11AH	10"	5,900	20mm Flange with 8 holes



FAH-5/8
20mm Flange with 8 holes



Quad Adapter

PART NO.	SIZE	ARBOR
BAH-5/8	Adapter	5/8"-11 Thread/Quad Drive
BAH-M10Q	Adapter	4" Makita® Thread/Quad Drive
BAH-M14	Adapter	M14-2 Thread/Quad Drive
FAH-5/8	Adapter	5/8"-11 Thread

FEATURES


- Stone Fabricator's Choice
- 1/2" (8mm) Tall Diamond Layer for a Long Life
- Fits Most Popular High-Speed Angle Grinders

*See Page 26 for Contour Blade for Cutting Sinkholes

*See Page 52 for the HSG-125 High-speed Angle Grinder

The Ultimate Blade for Marble

Alpha® Libero is designed to cut materials such as softer marbles, travertines, soapstones, and alabaster without the chipping and cracking commonly associated with the dry cutting process. The advanced electroplated bond outperforms any other blade when cutting softer grades of natural stone. When used on angle grinders and wet stone cutters, Alpha® Libero is aggressive and easy to use, which reduces finishing time and saves you raw material. Marble fabricators will find Alpha® Libero ideal for the intricacy of fabrication work. Tile installers will find Alpha® Libero easy to use on softer marble and travertine tiles. General contractors and sculptors will find Alpha® Libero is great to use for difficult cuts. Whether you use this blade in the shop or in the field, it brings you the quality and long life you expect from a premium blade and the convenience of accurate and precise cutting performance on softer types of natural stone.



LIBERO



PART NO.	SIZE	MAXIMUM RPM	ARBOR(S)
DL04A+	4"	14,500	20mm, 5/8"
DL05A+	4-1/2"	13,200	7/8", 20mm
DL05S	5"	12,200	7/8"
DL07A+	7"	8,400	5/8",

*See page 52 for the HSG-125 High-Speed Angle Grinder

FEATURES

- Chip-free Cutting Even on the Toughest Marble
- Fits Most Popular High-Speed Angle Grinders and Stone Cutters



ECLIPSE II

Alpha® Eclipse II is ideal for general purpose use on common building materials such as masonry, concrete and tile. Alpha® Eclipse II fits on most of the angle grinders and wet stone cutters commonly found in the stone and construction industries. Similar in design to Alpha® Plus, Alpha® Eclipse II is versatile and will cut tile, brick, block, concrete, slate and natural stone accurately and cleanly. Tile installers, masons and general contractors will find Alpha® Eclipse II proven to be a reliable blade that will meet the challenges of cutting modern building products. Alpha® Eclipse II is cost-effective, long lasting and provides consistent results without chipping. Alpha® Eclipse II has no equal when comparing price to performance.

PART NO.	SIZE	MAXIMUM RPM	ARBOR(S)
DEE004	4"	14,500	20mm, 5/8"
DEE045	4-1/2"	13,200	7/8", 20mm
DEE005	5"	12,200	7/8"
DEE006	6"	10,100	7/8", 5/8", ◀
DEE007	7"	8,400	5/8", ◀
DEE008	8"	7,400	5/8", ◀

FEATURES

- High-end General Purpose Blade for Granite
- Perfect for your Stone Tile Application
- Can be used Wet or Dry

*See page 52 for the HSG-125 High-Speed Angle Grinder
 *See page 61 for the Ecoguard Type C, Hybrid Dust Collection Cover
 *See page 30 for a Complete Trim Kit for that Custom Look

General Purpose Blade for High-Speed Angle Grinders



ECLIPSE Q

Alpha® Eclipse Q is ideal for general purpose use on common building materials such as masonry, concrete and tile. Together with the Quad Drive adapter, this blade is designed to fit on most of the high-speed angle grinders for "flush cutting" commonly found in the stone and construction industries. Similar in design to Alpha® Plus, Alpha® Eclipse Q is versatile and will cut tile, brick, block, concrete, slate and natural stone accurately and cleanly. Tile installers, masons and general contractors will find Alpha® Eclipse Q to be a reliable blade that will meet the challenges of cutting modern building products. The blade is cost-effective, long lasting and provides consistent results without chipping. The Alpha® Eclipse Q has no equal when comparing price to performance.

PART NO.	SIZE	MAXIMUM RPM	ARBOR
DEQ004	4"	14,500	20mm Quad Drive
DEQ005	5"	12,200	20mm Quad Drive
DEQ006	6"	10,100	20mm Quad Drive
DEQ007	7"	8,400	20mm Quad Drive
DEQ008	8"	7,400	20mm Flange with 8holes



PART NO.	SIZE	ARBOR
BAH-5/8	Adapter	5/8"-11 Thread/Quad Drive
BAH-M10Q	Adapter	4" Makita® Thread/Quad Drive
BAH-M14	Adapter	M14-2 Thread/Quad Drive
FAH-5/8	Adapter	5/8"-11 Thread
FAH-M14	Adapter	M14-2 Thread



QUAD ADAPTER

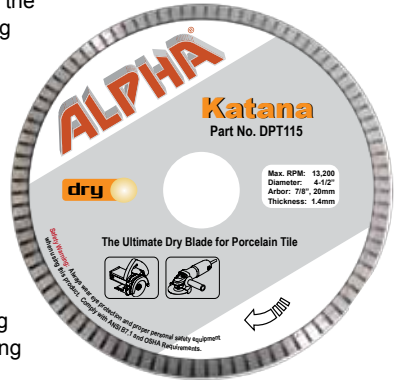
*See page 52 for the HSG-125 High-Speed Angle Grinder

*See page 33 for the Quad Adapter Specifically Designed for Flush Cutting Blades with 4 holes

*See page 33 for the Flange Adapter Specifically Designed for Flush Cutting Blades with 8 holes



Alpha Professional Tools® is excited to introduce the Alpha® Katana. This blade is the ultimate dry cutting diamond blade for the professional tile contractor. Engineered to be the only blade you will need for cutting all materials, such as porcelain, granite, marble, engineered stone and glazed ceramic tile. If the job entails cutting porcelain for an entire house, or various materials on one job, attach this blade to your Alpha® Wet Stone Cutter or popular angle grinder.



KATANA

Combine this blade with the Alpha® Ecocutter Dry Tile Cutting System for the ultimate dry cutting dust-free experience! For the best choice in cutting all tile materials, choose Alpha® Katana.

As with all dry blades, it may be used wet to minimize dust and extend the life of the tool.

PART NO.	SIZE	MAXIMUM RPM	ARBOR(S)
DPT100	4"	14,500	5/8", 20mm
DPT115	4-1/2"	13,200	7/8", 20mm
DPT125	5"	12,200	7/8"



ECOCUTTER DRY TILE CUTTING SYSTEM

- *See page 5 for the Ecocutter as a Stand-Alone
- *See page 4 for the Ultimate Dry Tile Cutting System
- *See pages 2 and 3 for the Wet Stone Cutters
- *See page 52 for the HSG-125 High-Speed Angle Grinder
- *See page 32 for the Dry Porcelain Cutting Kit

Alpha® Tuck Point Wheel

For Brick Re-Pointing

CUTTING SYSTEM



The Alpha® Tuck Point Wheel is specifically designed for brick re-pointing and flash installation. This dry cutting wheel fits on 4", 4-1/2" and 7" grinders. Masons and brick re-pointers will find the Alpha® Tuck Point Wheel to be very aggressive and long lasting. The Alpha® Tuck Point Wheel is segmented with a very hard bond that resists the abrasive mortar commonly used in brick laying. The Alpha® Tuck Point Wheel simplifies brick re-pointing and flash installations. Combine with the Alpha Ecoguard Type W, a dust collection cover for wider kerfs blades for a virtually dust-free solution.



TUCK POINT

PART NO.	SIZE	MAXIMUM RPM	ARBOR(S)
TP04SP	4"	14,500	7/8", 5/8"
TP07AL	7"	8,400	7/8", 5/8"
ECOGRDCW	Ecoguard Dust Collection Cover Type W		
HEPADV10	HEPA Vacuum 10gal.		



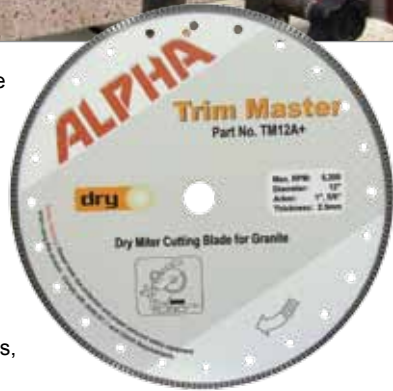
HEPADV10

*See page 52 for the new HSG-125 High-speed Angle Grinder

*See page 62 for the Ecoguard Type W, Dust Collection Cover for Wider Blades



Alpha Professional Tools® first introduced the 10" Trim Master blade, a dry cutting diamond blade developed specifically for Sliding Miter Saws with high RPMs. With the fabricator in mind, Alpha® has expanded its line of Trim Master blades and introduces the new 12" diameter blade, designed to cut 4" stone trims and backsplashes on a standard Miter Box Saw. These specialty blades are ideally suited for baseboards, backsplashes, end caps, mirror frames and any other molding applications, a must have for all countertop installers!



TRIM MASTER



PART NO.	SIZE	MAXIMUM RPM	ARBOR
TM10A+	10"	5,900	5/8"
TM12A+	12"	6,200	1", 5/8"

Alpha® Rescue Blade

Rugged Demolition Blade for Fire and Rescue

CUTTING SYSTEM

Alpha Professional Tools® does it again! Introducing the Alpha® Rescue Blade. This rugged demolition blade slices through concrete with re-bar, steel, stone, metal, wood, glass and rubberized material with ease. Proven to be a winner for firefighters, police officers, military personnel as well as construction professionals. Use with a gas-powered cut-off saw to get the job done quickly and effortlessly. Available in 9", 12", 14" and 16" diameters, the Alpha® Rescue Blade cuts it all!



RESCUE



PART NO.	SIZE	MAXIMUM RPM	ARBOR(S)
DR09A+	9"	8,300	22mm
DR12A+	12"	6,200	1", 7/8", 20mm
DR14A+	14"	5,360	1", 7/8", 20mm
DR16A+	16"	4,700	1", 7/8", 20mm



GPM SERIES

The Alpha® Ultracut GPM Series is made for stone fabricators who cut materials such as softer marble, limestone, travertine, soapstone and alabaster and engineered stone/quartz surfaces without the chipping and cracking commonly associated with the dry cutting process. The advanced vacuum-brazed bond outperforms any other blade when cutting softer grades of natural and engineered stone. When used on angle grinders and wet stone cutters, the Alpha® Ultracut GPM Series lasts a long time, is aggressive and easy to use, which reduces finishing time and saves raw materials. Stone fabricators and sculptors will find the Alpha® Ultracut GPM Series ideal for the intricacy of fabrication work. General contractors will find this blade is great for multi-purpose cuts. Thanks to the dynamic vacuum-brazing technology, the Alpha® Ultracut GPM Series not only cuts natural and engineered stones, but also many other popular building materials such as sheet metal, metal lath, metal roof and dry wall studs. Whether you use this blade in the shop or in the field, it brings you the quality and long life you can expect from a premium blade as well as the convenience of accurate and precise cutting performance.

FEATURES

Fits most popular High-speed Angle Grinders and Circular Saws.

PART NO.	SIZE	MAXIMUM RPM	THICKNESS	ARBOR
GPM0420	4"	14,500	1.5mm	20mm, 5/8"
GPM4578	4-1/2"	13,200	1.5mm	7/8", 20mm
GPM0578	5"	12,200	1.5mm	7/8"
GPM06UN	6"	10,100	1.9mm	7/8", 5/8" ◀
GPM07UN	7"	8,400	1.9mm	7/8", 5/8" ◀
GPM08UN	8"	7,400	1.9mm	7/8", 5/8" ◀
GPM0978	9"	6,600	2.2mm	7/8", 5/8" ◀

Hybrid Blade for Intricate and Flush Cutting Applications



The Alpha® Ultracut APR Series combines the performance of the Alpha® Libero, the ultimate diamond blade for marble, with our unique design for flush cutting applications. Thanks to the dynamic vacuum brazing technology, the Ultracut APR Series is recommended not only for marble and limestone, but also for engineered stone/quartz surfaces and other popular building materials such as sheet metal, anchor bolts and pipe. Unlike other blades, the Alpha® Ultracut APR Series accepts our exclusive Quad Drive Adapter, which eliminates the required lock nut. The Quad Drive Adapter has a threaded arbor that permits mounting on angle grinders for “flush cutting” applications. Stone fabricators use the Alpha® Ultracut APR Series to make 90-degree inside corners cleanly and efficiently. General contractors love to convert their angle grinder into a multi-purpose cutting tool on the job site by using. These blades are also very popular for sculptors who require easy access to hard-to-reach areas such as tight corners. The Alpha® Ultracut APR Series and the Quad Drive Adapter offer unique features with the performance of the ultimate diamond blade for specialty applications.



APR SERIES

FEATURES

Fits most popular Grinders

*See page 52 for the HSG-125, the Ultimate High-Speed Angle Grinder

PART NO.	SIZE	THICKNESS	MAX RPM	ARBOR
APR45QA	4 1/2"	1.7mm	13,200	20mm Quad Thread
APR05QA	5"	—	12,200	20mm Quad Thread
APR07QA	7"	—	8,400	20mm Quad Thread
BAH-5/8	Adapter	5/8"-11	13,200	5/8" Thread Quad Drive



QUAD ADAPTER



Alpha® Numero Uno is designed for cutting granite, marble and engineered stone. It is available in sizes to fit most tub and tile saws and the Alpha® Wet Stone Cutters. For a long time, tile installers used expensive dry cutting blades to cut harder types of natural stone tile because there were no blades available designed to cut harder materials with wet saws. Alpha® Numero Uno is the first diamond blade developed specifically to fill this void, and it has lowered the cost of installing granite and harder types of natural stone tile.

Tile installers and tile shops will find that Alpha®

Numero Uno will cut the most difficult natural stone tiles quickly and efficiently. The advanced style rim reduces the risk of chipping and breaking while

providing accurate and safe cuts. Alpha® Numero Uno is cost-effective and easy to use. Its unique design and capability makes the Alpha® Numero Uno, the number one choice of blades for tile contractors and tile shops.

PART NO.	SIZE	MAXIMUM RPM	ARBOR(S)
GM05A+	4-1/2"	13,200	7/8", 20mm
GM05S	5"	12,200	7/8"
GM06A+	6"	10,100	5/8"
GM08A+	8"	7,400	5/8"
GM10A+	10"	5,900	5/8"

FEATURES


- Best Choice for Stone Tile Cutting
- Fits on most popular Tile & Tub Saws
- Perfect combination with the Alpha® Wet Stone Cutters

*See page 18 for the New Generation of Tile Blade

*See pages 2 and 3 for the Wet Stone Cutters

New Generation of Hybrid Wet Saw Blades for All Tiles

Alpha® Porcellana is our premium wet cutting blade designed for use by tile professionals. The diamond grits and matrix are specially formulated to cut dense porcelain tile and slab with minimal chipping at optimal speed. The Alpha® Porcellana produces high quality cuts that will minimize waste and improve your bottom line. The 8” and 10” blades are equipped with a 10mm continuous rim, which provides for a long cutting life. The blade never needs dressing, and that improves operator performance and efficiency. All these features combined make the Alpha® Porcellana quite cost-effective.



PORCELLANA



Alpha® also offers this blade in a 4-3/8” and 5” size to fit our AWS-110 and AWS-125 Wet Stone Cutters. This allows tile contractors to perform wet cutting of porcelain tile on the job site, without the need for a bulky tub or tile saw.

Besides porcelain, Alpha® Porcellana cuts well on most common materials such as marble and granite tile. Alpha® Porcellana is clearly the best choice for tile contractors.

PART NO.	SIZE	MAXIMUM RPM	ARBOR(S)
PT04A+	4-3/8”	13,200	7/8”, 20mm
PT05S	5”	12,200	7/8”
PT07A+	7”	8,400	5/8”
PT08A+	8”	7,400	5/8”
PT10A+	10”	5,900	5/8”

FEATURES

- Favorite of Tile and Stone Contractors
- Cuts Granite, Marble, Porcelain, Engineered Stone, Travertine and Ceramic Tiles
- 3/8”(10mm) Tall Diamond Layer for Long Life
- Perfect combination with AWS-110 and AWS-125*

*See page 11 for the New Generation of Hybrid Dry Saw Blade for all Tiles

*See pages 2 and 3 for the Wet Stone Cutters



PORCELLANA



PORTABLE RAIL SAW

Alpha® Porcellana is our premium wet cutting blade designed for use by tile professionals. The diamond grits and matrix are specially formulated to cut granite, marble, engineered stone and porcelain tile with minimal chipping. The Alpha® Porcellana produces high quality cuts that will minimize waste and improve your bottom line. The 10" blade is equipped with a 10mm continuous rim, which provides for a long cutting life. The blade never needs dressing, which improves operator performance and efficiency. All these features combined make the Alpha® Porcellana quite cost-effective.

When cutting with the portable rail saw, with a 1" arbor, the Alpha® Porcellana is clearly the best choice for tile contractors.



PART NO.	SIZE	MAXIMUM RPM	ARBOR(S)
PT0801	8"	7,400	1", 7/8", 5/8"
PT1001	10"	5,900	1", 5/8"



Alpha® Typhoon is a proven performer that is great for cutting marble and ceramic tiles quickly and efficiently with tub or tile saws. Tile contractors and installers depend upon the performance and reliability of Alpha® Typhoon. Professional tile installers will appreciate the Alpha® Typhoon; a premium diamond blade at a reasonable price. Designed for smooth, chip-free cutting, its heavy-duty and well-balanced construction provides a long life. Alpha® Typhoon will hold up to the rigors commonly associated with heavy-duty workloads on marble and ceramic tile. This blade is cost-effective by reducing waste and providing smooth cuts. Alpha® Typhoon is a breeze for cutting marble and ceramic tile.

FEATURES

- Premium Quality
- Best Seller for the Ceramic Tile Contractor



TYPHOON

PART NO.	SIZE	MAXIMUM RPM	ARBOR
DT06A+	6"	10,100	5/8"
DT08A+	8"	7,400	5/8"
DT10A+	10"	5,900	5/8"



SONIC

Alpha® Sonic blade is a high quality, general-purpose tile blade designed for the clean, easy and efficient cutting of ceramic tile without chipping or causing damage to the tile. Alpha® Sonic fits on most common tub or tile saws. Tile contractors that deal with ceramic tile will find that Alpha® Sonic provides them with a well designed, cost efficient diamond blade that easily adapts to either shop or field work. Although Alpha® Sonic is made specifically for wet cutting applications, the 4" and 4-1/2" Alpha® Sonic may be used dry and will fit on most popular angle grinders and wet stone cutters. For a portable wet-cutting solution, use the 4" and 4-1/2" blades on the Alpha® AWS-110 or AWS-125 Wet Stone Cutter. Its heavy-duty and balanced construction make Alpha® Sonic the best choice for cutting ceramic tile.

PART NO.	SIZE	MAXIMUM RPM	ARBOR(S)
TS04AL	4"	14,500	20mm, 5/8"
TS05AL	4-1/2"	13,200	7/8", 20mm
TS06AL	6"	10,100	5/8"
TS07AL	7"	8,400	5/8"
TS08AL	8"	7,400	5/8"
TS10AL	10"	5,900	5/8"
TS12AL	12"	6,200	1"
TS14AL	14"	4,365	1"

*See pages 3 and 4 for the Wet Stone Cutters


*See pages 18 for the New Generation of Tile Blade

FEATURES

- Perfect Combination with AWS-110 and AWS-125

The Ultimate Wet Blade for Glass Tile

The Alpha® Vetro Blade is designed for high-speed wet cutting of glass. Equipped with a smooth continuous diamond rim and bond hardness best suited for glass and hard vitreous materials to provide cuts with minimal chipping. The Alpha® Vetro is an excellent choice for plunge cutting, trimming near the edges of glass, and for cutting an internal radius.



VETRO



The Alpha® Vetro must be used wet and when the 4-3/8" size is used on the AWS-110 Wet Stone Cutter it provides a portable dust-free solution to cutting thick glass. Since the quality of the cut is high, providing straight and true cuts with minimal chipping even near the edges of glass, waste is kept to a minimum creating a cutting solution that is quite cost-effective.

The Alpha® Vetro is the ideal blade for the glass contractor looking for a high-speed, portable, long-lasting cutting solution.

PART NO.	SIZE	MAXIMUM RPM	ARBOR
WG0438	4-3/8"	13,200	7/8", 20mm
WG0700	7"	8,400	5/8"
WG0800	8"	7,400	5/8"
WG1000	10"	5,900	5/8"

FEATURES

- Chip-Free Wet Cutting for Glass Tile and Sheet Glass



*See page 2 for AWS-110 Wet Stone Cutter
 *See pages 83, 84 and 85 for PVA Polishing System for Post Cutting Application
 *See page 80 for Diamond Hand Pads a Versatile Hand Finishing Tool




VETRO FOR PORTABLE RAIL SAW

Alpha® has expanded our most popular line of Vetro blades to now utilize a portable rail saw. Introducing the WG1001, a 10" diameter blade with 1" arbor size to fit on portable rail saws designed specifically to cut large glass tiles with ease.

The Alpha® Vetro is an excellent choice for plunge cutting, trimming near the edges of glass and for cutting internal corners. Since the quality of the cut is high, it provides a straight, true cut with minimal chipping. Waste is kept to a minimum which creates a cutting solution that is quite cost-effective.

Reap the benefits of the best tile blade on the market today! Use the Alpha® Vetro blade for cutting glass tiles with a portable rail saw and see that Alpha® Vetro is clearly the best choice!



GLASS TILE

PART NO.	SIZE	MAXIMUM RPM	ARBOR
WG1001	10"	5,900	1", 5/8"

*See pages 83, 84 and 85 for PVA Polishing System for Post Cutting Application
 *See page 80 for Diamond Hand Pads a Versatile Hand Finishing Tool

Alpha® Cordless Saw Blade

CUTTING SYSTEM

Wet Cutting Tile Blade

The Alpha® Cordless Saw Blade for tile, is designed for wet/dry cutting ceramic tile. This blade is ideal for the ease of its cutting capability and the convenience of portable battery powered saws. Homeowners and handymen will find this blade well suited for use with their battery powered Makita, Panasonic or Skil saw. Semi-professional users will love the performance. The BT03AL has a turbo style rim that cuts most types of ceramic tile without chipping. This Alpha® Cordless Saw Blade provides the most for your battery powered saw.



**CORDESS SAW
BLADE FOR TILE**

PART NO.	SIZE	MAXIMUM RPM	ARBOR
BT03AL	3-3/8"	1,500	15mm

Alpha® Cordless Saw Blade - Wet Cutting Glass Blade

The Alpha® Cordless Saw Blade for glass, is designed for wet cutting of glass with battery powered saws. This blade cuts glass perfectly without chipping. Its smooth continuous rim is well suited for this application. Homeowners and handymen alike will find this blade well suited for use on their battery powered Makita, Panasonic, or Skil saws. Semi-professional users will love the performance. The blade's construction allows it to achieve superb performance. This Alpha® Cordless Saw Blade enables the end-user to make the most of their battery powered saw.



**CORDESS SAW BLADE
FOR GLASS**

PART NO.	SIZE	MAXIMUM RPM	ARBOR
BG03AL	3-3/8"	1,500	15mm

*See pages 22 and 23 for Vetro High-Speed Class Cutting Blade
*See page 80 for Diamond Hand Pads a Versatile Hand Finishing Tool
*See page 83, 84 and 85 for PVA Polishing System



**VORTEX FOR
GRANITE &
ENGINEERED STONE**

The Alpha Vortex has dual side protection segments on both sides of the blade to improve the strength and durability, thus creating a flush cutting blade superior to any other available in the market. The unique design provides an excellent cost per cut ratio. Ideally suited for use on various materials, it may be used wet or dry. A very aggressive blade that allows the operator to perform cuts quickly and efficiently. Available in 4" and 5" sizes.

PART NO.	SIZE	MAXIMUM RPM	ARBOR
FCD40AH	4"	14,500	20mm Quad Drive
FCD50AH	5"	12,200	20mm Quad Drive


FEATURES

- Side Protection Segments Help Keep Cuts Straight

Alpha® Vortex for Marble - Flush & Intricate Cutting for Marble and Limestone

The Alpha® Vortex Blade for marble has an advanced electroplated bond which outperforms any other blade when cutting softer grades of natural stone. The dual side protection segments improve the strength and durability, while creating a flush cutting blade superior to any other available in the market.

Together with the quad adapter, this blade is designed to fit on most high-speed angle grinders. Whether you use this blade in the shop or in the field, it brings you the quality and long life you expect from a premium blade and the convenience of accurate and precise cutting performance on softer types of natural stone.



**VORTEX
FOR MARBLE**

PART NO.	SIZE	MAXIMUM RPM	ARBOR(S)
FCM50AH	5"	12,200	20mm Quad Drive

Alpha® Quad Adapter - Adapter for Flush Cutting Blades with 4 holes

The Alpha® Quad Adapter is specifically designed for flush cutting blades with four mounting holes. Made of durable high quality brass, the Alpha® Quad Adapter is easily mounted to any quad drive blade and is available in 5/8"-11, M10-1.25 and M14-2 thread sizes for any flush cutting application. The adapter comes with all necessary parts and is ready for immediate use.



QUAD ADAPTER

PART NO.	SIZE	THREAD
BAH-5/8	Adapter	5/8"-11 Thread/Quad Drive
BAH-M10Q	Adapter	M10-1.25 Thread/Quad Drive
BAH-M14	Adapter	M14-2 Thread/Quad Drive

For Curve Cutting Granite and Engineered Stone

The Alpha® Contour Blade features blade design specifically developed for cutting granite sinkholes. The Alpha® Contour Blade also works very well on all curved cutting applications for engineered stone and harder types of marble. The special design incorporates direct sintered diamond segments on both sides of the steel core, as well as, on the peripheral cutting edge. This allows the blade to cut the curved area cleanly, accurately and safely while allowing a wider kerf, thus giving the blade easier cutting ability. The diamond segment on the inside of the steel core prevents undercutting, which is a common problem with curve cutting applications.



**CONTOUR FOR
GRANITE &
ENGINEERED STONE**



Due to the excellent cutting ability and the wider kerf, there is a marked increase in maneuverability over that of a standard blade. This eliminates the need to perform difficult and time-consuming plunge cuts. The Alpha® Contour Blade can be used either wet or dry. It is versatile and fits on most common angle grinders. The Alpha® Contour Blade is unique and very cost-effective. The capabilities and long life of the Alpha® Contour Blade makes it the best choice for any curve cutting application.

PART NO.	SIZE	MAXIMUM RPM	ARBOR(S)	DEPTH OF CUT
CCB004	4"	14,500	20mm	3/4"
CCB045	4-1/2"	13,200	7/8"	3/4"
CCB005	5"	12,200	7/8"	1-1/4"
CCB006	6"	10,100	7/8"	1-5/8"

FEATURES

- Best Seller for Sinkhole Application
- Fits on CNC Router with Cutting Head

*See page 52 for the New HSG-125 High-speed Angle grinder

*See page 3 for AWS-125 Wet Stone Cutter



CONTOUR FOR MARBLE

The Alpha® Contour Blade for Marble is designed specifically for cutting marble and limestone sinkholes and other curve cutting applications. The special design incorporates an electroplated diamond on the both sides of the steel core, as well as on the peripheral cutting edge. This allows the blade to cut a curved area cleanly, accurately and safely while allowing a wider kerf, thus giving the blade easier cutting ability. Due to the excellent cutting ability, there is a noticeable increase in maneuverability over other standard blades. The Alpha® Contour Blade for Marble can be used either wet or dry. It is versatile and fits on the AWS-125 Wet Stone Cutter that allows plunge cutting with ultimate control.

The Alpha® Contour Blade for Marble is unique and very cost-effective which makes it the best choice for any curve cutting application for marble and limestone.

*See page 52 for the New HSG-125 High-speed Angle grinder
 *See page 3 for AWS-125 Wet Stone Cutter

PART NO.	SIZE	MAXIMUM RPM	ARBOR	DEPTH OF CUT
CCM005	5"	12,200	7/8"	1-1/4"

Alpha® Contour - For Curve Cutting Porcelain, Crystallized Glass and Ultra Compact Surfaces

Alpha® has developed the Contour Blade for Porcelain and Ultra Compact Surfaces for hand curve cutting applications such as sink cut-outs on 3cm materials.

Due to the nature of these materials, traditional diamond stone blades are not suitable for working on it. The hard, dense, homogenous material is prone to chipping, which can lead to fractures.

The Alpha® Contour Blade is perfect for working on these types of materials without chipping or damaging the material. For the best performance, use the Alpha® Contour Blade for Porcelain and Ultra Compact Surfaces with the AWS-125 Wet Stone Cutter. This combination helps to assure the success of performing sink cut-outs without breaking the rim. While this blade may be used wet or dry; these types of materials require it to be used wet.



CONTOUR FOR PORCELAIN, CRYSTALLIZED GLASS & ULTRA COMPACT SURFACES

*See page 52 for the New HSG-125 High-speed Angle grinder
 *See page 3 for AWS-125 Wet Stone Cutter

PART NO.	SIZE	MAXIMUM RPM	ARBOR	DEPTH OF CUT
CCP005	5"	12,200	7/8"	1-1/4"

Alpha® Groove Cutter

For Wet Cutting Grooves for Joint Seaming

CUTTING SYSTEM

Alpha® leads the way by introducing the Alpha® Groove Cutter, designed to cut flawless grooves for joint seaming. Our *patented* design assures the grooves will be level to achieve maximum strength at each joint. Choose between two sizes to match the thickness of your material.



The Groove Cutter works with the most popular high-speed **GROOVE CUTTER** angle grinders available on the market. A universal safety guard equipped with a water-feed and a Ground Fault Circuit Interrupter are the perfect accessories for this application and are available from Alpha®. To upgrade your quality and productivity for joint seaming, choose the Alpha® Groove Cutter.

*See page 52 for the New HSG-125 High-speed Angle Grinder



UNIVERSAL SAFETY GUARD KIT

PART NO.	MAXIMUM RPM	ARBOR	FOR USE ON
GCW258	14,500	5/8"-11 Threaded	3/4" Granite Slab
GCW358	14,500	5/8"-11 Threaded	1-1/4" Granite Slab
MCW258	14,500	5/8"-11 Threaded	3/4" Marble Slab
GCWKIT	Universal Safety Guard Kit		
PFNG01	Nylon Guide	—	—



Alpha® developed a revolutionary way to improve the efficiency of fabricators. For years, slab fabricators have employed labor-intensive procedures for creating channels in the underside of countertops to accommodate stainless steel reinforcing rods at sink and cooktop cutouts. Alpha® recognized the opportunity for improvement and developed the Alpha® Hot-Rod. With this blade attached to the Alpha® AWS-110 or AWS-125 Wet Stone Cutter, a fabricator can accomplish the task in one easy pass.

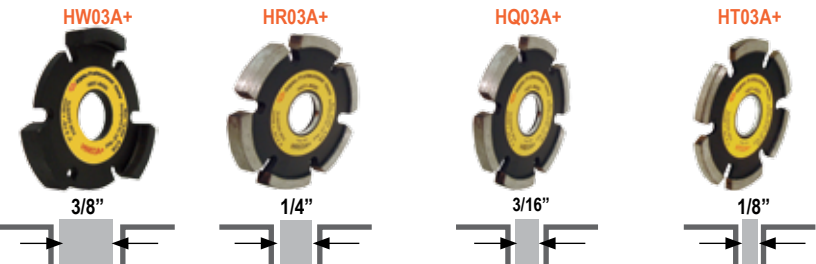
The Hot-Rod for Granite blades were created with diamond grits and matrix best suited for all categories of granite, including hard red granites, to assure a long cutting life. With a 3" diameter, the blade allows for easy use and better leverage when cutting 1/4" deep channels, by allowing for better positioning of the stone cutter's handle. This blade is now available in four thicknesses: 1/4" for standard rods, 1/8" and 3/16" for thinner rods and 3/8" for threaded rods. The Hot-Rod for Marble applies the same technology but is designed for softer stones such as marble. This blade is available in 1/4" for standard and 1/8" for thinner rods.

For the efficient creation of channels for reinforcing rods, attach this unique blade to our Ecocutter for a smooth, dust-free operation. *May be used wet or dry.

*See page 2 and 3 for AWS-110 and AWS-125 Wet Stone Cutters

*See page 62 for Ecoguard Type W, Dust Collection Cover for Wider Kerfed Blades

*See page page 5 for the ECC-125, Creates Dust-Free Solution for Grout Removal



PART NO.	SIZE	MAXIMUM RPM	ARBOR(S)	RECOMMENDED FOR	FOR USE ON
HT03A+	3"	14,500	7/8", 20mm	1/8" Rod	GRANITE
HQ03A+	3"	14,500	7/8", 20mm	3/16" Rod	GRANITE
HR03A+	3"	14,500	7/8", 20mm	1/4" Rod	GRANITE
HW03A+	3"	14,500	7/8"	3/8" Threaded Rod	GRANITE
HS03A+	3"	14,500	7/8", 20mm	1/8" Rod	MARBLE/CRYSTALLIZED GLASS
HM03A+	3"	14,500	7/8", 20mm	1/4" Rod	MARBLE/CRYSTALLIZED GLASS

Alpha® Marble Profile Wheel

CUTTING SYSTEM

Wet Cutting Marble Profile Wheel

The Alpha® Marble Profile Wheel is designed to profile and cut marble tile in one pass, unlike most profile wheels that only perform the profile action. The 6" wheel, which fits tub and tile saws, has been a popular item with tile installers for years. They have found it to be the ideal tool for cutting and profiling tile baseboards. The long life and smooth cutting action are two other reasons for its popularity.



MARBLE PROFILE WHEEL



This wheel utilizes the same high quality diamonds and matrix best suited for wet cutting marble and agglomerated marble tile. Use the Alpha® Marble Profile Wheel to cut and profile in one pass to save time, money and reduce waste.

PART NO.	SIZE	MAXIMUM RPM	ARBOR
DPM638	6"	6,000	5/8"

*See pages 83, 84 and 85 for PVA Polishing System for Post Cutting Application

Alpha® Countertop Trim Kit - Complete Trim Kit for a Custom-Look

The Countertop Trim Kit was created for those who work with pre-fabricated countertops and have the need to trim the piece for a custom fit. The kit combines our AWS-125 Wet Stone Cutter with a universal carriage assembly and a 4' guide rail to create a clean, straight cut. All of the products are made of high-quality construction and are easy to setup and operate. A must for anyone that may be cutting and trimming slabs!




COUNTERTOP TRIM KIT

Kit Includes: AWS-125 Wet Stone Cutter
 Universal Carriage Assembly (AWS-UCAM)
 5" Eclipse II Blade (DEE005)
 4" Guide Rail (GR-AG04)
 Tools for Fabricators DVD

PART NO.	DESCRIPTION
5480-4125	Countertop Trim Kit

*See page 3 for the AWS-125 Wet Stone Cutter
 *See page 9 for the Eclipse II Blade
 *See page 31 for the Alpha® Guide Rail System




Alpha® has re-designed its successful Guide Rail system to be more easily utilized and transported! This accessory for the AWS-110/AWS-125 Stone Cutters, is made of high quality cast aluminum and was designed to be used with the Alpha® Universal Carriage Assembly.

When used with the Carriage Assembly, the stone cutter traverse the guide rail and perform a cut that is straight and true, time after time. This System can be set up in minutes and fully supports the weight of the AWS-110/AWS-125 wet stone cutters, allowing for machine quality cuts without the need for expensive machinery.

The Guide Rails are available in sizes 4' (1.2m) for working with short pieces and vanity tops, 7' (2.1m) for intermediate lengths and 12' (3.6m) for long countertops or conference tables.

The 12' length comes in two pieces with a connector and bolts for easy handling. May be purchased individually or as a set of 3.



PART NO.	DESCRIPTION
GR-AG04	Aluminum Guide Rail 4' (1.2m) with 2 clamps
GR-AG07	Aluminum Guide Rail 7' (2.1m) with 2 clamps
GR-AG12	Aluminum Guide Rail 12' (3.6m) with 2 clamps
GR-AGKIT	GuideRailBundle(3Rails,6Clamps,Connector&4Screws)
AWS-UCAM	Carriage Assembly - AWS-110/220/125/225
ECO-CAM	Ecocutter Carriage Assembly

Alpha® Dry Porcelain Tile Cutting System

ACCESSORIES

"Must-Have" Cutting System for Porcelain Tiles

Introducing the "dynamic duo" for tile contractors. Alpha® has combined the powerful HSG-125 High-Speed Angle Grinder with the Alpha® Katana Blade, the ultimate dry tile cutting blade, to create a must-have cutting system for porcelain tiles.

This 5" grinder has a powerful 7.2 Amp (800W) motor with 9,700 rpm. It is equipped with a standard 5/8"-11 spindle and two sets of flange/lock nut sets (7/8" and 20mm arbors) in order to accommodate 4", 4-1/2" and 5" diameter blades. The Alpha® HSG-125 is versatile and can be used wet or dry and when combined with the Alpha® Katana blade creates the ultimate workhorse for tile contractors.

Kit Includes:

HSG-125 and a 4" Katana Blade (DPT100).



4" KATANA BLADE

HSG-125 HIGH-SPEED
ANGLE GRINDER

PART NO.	DESCRIPTION
5480-3100	Dry Porcelain Tile Cutting Kit



DRY PORCELAIN TILE
CUTTING SYSTEM

*See page 52 for the New Alpha® HSG-125 High-Speed Angle Grinder

*See page 11 for New Generation of Hybrid Dry Saw Blade for all Tiles

*See page 5 for Ecocutter as a Stand -Alone

FEATURES

Turn key package for Tile Installers

ALPHA® QUAD ADAPTER - For Flush Cutting Blades with 4 holes

The Alpha® Quad Adapter is specifically designed for flush cutting blades with four mounting holes. Made of durable high quality brass, the Alpha® Quad Adapter is easily mounted to any quad drive blade and is available in 5/8"-11, M10-1.25 and M14-2 thread sizes for any flush cutting application. The adapter comes with all necessary parts and is ready for immediate use.



PART NO.	THREAD
BAH-5/8	5/8"-11 Thread/Quad Drive
BAH-M10Q	M10-1.25 Thread/Quad Drive
BAH-M14	M14-2 Thread/Quad Drive

FLANGE ADAPTER HUB - For Flush Cutting Blades with 8 holes

The Alpha® 20mm Flange is designed for blades that are eight inches or larger with eight mounting holes. This flange is easily attached to any large flush cutting blade and is available in 5/8"-11 and M14-2 thread sizes for any flush cutting application. The flange comes with all necessary parts and is ready for immediate use.

PART NO.	THREAD
FAH-5/8	5/8"-11 Thread
FAH-M14	M14-2 Thread


DG STYLE ADAPTERS - Converts a Grinding Wheel from Non-threaded to Threaded

These adapters easily convert any non-threaded grinding wheel into a threaded one. Available in most common arbor sizes, these adapters increase the versatility of the Alpha® DG Style grinding wheel and allow for rapid wheel changes. Adapters for Alpha® DG Style grinding wheels are not for use on saw blades.



PART NO.	THREAD	RECOMMENDED FOR
ADG-5/8	5/8"-11	Most Popular: 4-1/2", 5", 7", 9"
ADG-1/2	1/2"-13	Milwaukee® 4-1/2", 5"
ADG-3/8	3/8"-16	Ryobi® 4"
ADGM10H	M10-1.5	Hitachi 4", Skil® 4-1/2"
ADGM10Q	M10-1.25	Makita® 4"
ADG-M14	M14-2	Metabo®, Konig
ADG-M16	M16-2	Older Style Alpha® Tools, MPW

Thin Tile Cutting Made Easy!

Introducing EZ Thin Tile Cutters that are designed to score and snap upcoming new thin materials, such as SlimLite™ from Daltile® and Laminam® from Crossville® just name a few. The tile or panel can be scored with a ruler then snapped manually or cut with EZ T-Cutter for an accurate and fast cutting application as long as there is no texture on the surface. (See Spike Ruler for thin porcelain tiles or panels with texture on the surface).



PISTOL TYPE OIL CUTTER



SLIMLINE OIL CUTTER

Available in green & pink, we cannot honor specific color requests.



EZ THIN PANEL-T CUTTER



EZ GLASS RUNNING PLIER

FEATURES


Designed for use by Score & Snap Method; T-Cutter
Designed for Fast, Precision Cutting!

PART NO.	DESCRIPTION
KEC-600	EZ Thin Panel T-Cutter
KOC303B	EZ Pistol Type Oil Cutter
KOC305B	EZ Slimline Oil Cutter
KOC512P	EZ Glass Running Plier
KOC1000	EZ Cutter Oil - 8oz

ALPHA® SPIKE RULER - Aluminum Precision Ruler w/Wooden Base



The Spike Ruler is designed for professionals who require a precision ruler that will not move on thin porcelain tiles or panels with texture on the surface. The spike at the top grabs the edge of worktable to secure the ruler so that the material can be cut along the ruler to ensure the straight cut. If the wooden base is removed, a precision aluminum ruler can be used for the EZ Thin Tile Cutters.



PART NO.	SIZE	DESCRIPTION
SPR100	3'4" (1m)	Spike Ruler



Alpha® introduces the Profiler EQ Series for creating a new concept for sink installations on all types of granite, marble and engineered stones. This new concept provides an alternative solution when installing drop-in sinks. The unique Profiler Guide makes this application simple and easy and utilizes any wet polisher. The beveled edge can easily be polished by using the Alpha® Diamond Hand Pad Polishing System.



PROFILER EQ



Step 1 - Templating: - Reduce the paper template provided by sink manufacturer by 5/16" to create a new template. Reducing the template allows clearance for the drop-in sink. Fasten template to the stone using small pieces of tape, then trace.



Step 2 - Drilling: - Using the Alpha® VSP-120 and the 2-1/2" diameter Alpha® Wet Core Drill Bit, drill holes at the four corners of the cut line in preparation for the sinkhole cut-out. We recommend a template be used when drilling free-hand. Clamp a scrap piece of stone under the stone to prevent excessive chipping on the backside of the stone.



Step 3 - Cutting: - Install the Alpha® Eclipse II blade on the Alpha® AWS-125 Wet Stone Cutter. Slowly plunge the blade into the cut line of the sink hole. Don't push it all the way through, step cutting is highly recommended. (Step-cutting requires 2 passes to complete).



Step 4 - Grinding: - Use the Alpha® VSP-120 and the Alpha® Profiler Z-Series to remove any excess materials remaining. The profiler will create a 90 degree edge.



Step 5 - Profiling: - Profile the recessed beveled edge using the Alpha® VSP-120 and the Alpha® Profiler EQ-Series. This will create the recessed base for drop-in sinks.



Step 6 - Polishing: - Polish the recessed edge to a high polish with the Alpha® Diamond Hand Pads polishing system. These hand pads can be used wet or dry and will create a highly polished rim.

EQ

For Drop-in Sinks

PART NO.	SIZE	MAXIMUM RPM	ARBOR	SHAPE
PEQ201	1/4"	3,500	5/8"-11Threaded	Drop-inSink
PFBNG01	NylonGuide	—	—	—



For years, Alpha® has had great success with our Alpha® Marble Profile Wheel. Alpha® recognizes there is a need for a wheel for use on granite. As a result, we are proud to introduce the Alpha® Profiler B-Series, designed to produce 3/16", 3/8", 1/2" or 3/4" roundover on granite, marble, engineered stone and porcelain tile and slab.



PROFILER B-3/16"

Making use of the latest vacuum brazed technology and utilizing diamonds best suited for harder materials, Alpha® created this wet-cutting wheel. Equipped with a 5/8"-11 female thread and internal water passage holes, the Alpha® Profiler B-Series will fit the AIR-658, AWP-158, VSP-120 and other brands of center water-feed polishers. The nylon guide slides along the surface and the rotary touchier controls the depth of cut to make this tool nearly "goof-proof". An operator with little or no fabrication skills can easily create a perfect roundover on tile or slab.

Designed with the tile contractor in mind, slab fabricators will also value the benefits of using the Alpha® Profiler B-Series. Use this wheel to create a perfect roundover edge treatment and polish it with Ceramica EX for a superior professional finish.




Demi-Bullnose

*See pages 55 and 56 for VSP-120 and AWP-158 Polishers

PART NO.	SIZE	MAXIMUM RPM	ARBOR	SHAPE
PFB051	3/16" (0.5cm)	3,500	5/8"-11 Threaded	Demi-Bullnose
PFB101	3/8" (1cm)	3,500	5/8"-11 Threaded	Demi-Bullnose
PFB131	1/2" (1.3cm)	3,500	5/8"-11 Threaded	Demi-Bullnose
PFB201	3/4" (2cm)	3,500	5/8"-11 Threaded	Demi-Bullnose
PFBNG01	Nylon Guide	—	—	—

CUTTING & PROFILING

Wet Cutting Profiler for Granite, Engineered Stone, Porcelain, Marble and Limestone Tiles



PROFILER RE-10

Alpha Professional Tools® makes creating an internal bevel easy by introducing the Alpha® Profiler RE-Series. Use with a center water-feed polisher to produce a flawless 45 degree corner piece on granite, engineered stone, porcelain, marble and limestone tiles. Regardless of your skill level, the unique design of the nylon guide and rotary touchier makes a uniform beveled edge to obtain a perfect square corner with ease.

The Alpha® Profiler RE-Series is unique and very cost-effective. Use this wheel to create a perfect corner piece. Polish it with Alpha® Ceramica EX for a superior professional finish.

US Patent No. 7,134,949



Reverse Bevel



*See pages 55 and 56 for VSP-120 and AWP-158 Polishers

PART NO.	SIZE	MAXIMUM RPM	ARBOR	SHAPE
PIB101	3/8" (1cm)	3,500	5/8"-11 Threaded	Reverse Bevel
PFBNG01	Nylon Guide	—	—	—

Alpha® Profiler V-Series

CUTTING & PROFILING

Wet Cutting Profiler for Granite and Engineered Stone Slab

Whether you are working with granite, engineered stone, porcelain, marble or limestone and you need to deal with the variety of thicknesses that is inherent in all stone slabs. Although the slab has a specified thickness, such as 1-1/4" (3cm), the nature of the material does not always cut to exact specifications.

To piece together long slabs for counter tops that are not uniform in thickness, is a difficult task for any fabricator. In the past, the fabricator would have to calibrate the thicker slab to match the other slabs being used. Not any more!

Introducing the Alpha® Profiler V-30 and V-40. A unique wet wheel designed for bullnose edge profiling that will eliminate the time-consuming calibration process. Our patented design shapes a professional looking bullnose edge in no time. The Alpha® Profiler V-30 and V-40 will work on all popular water-fed polishers.

You do not need to be a big fabricator to produce a big job! Just choose the Alpha® Profiler V-30 or V-40.



US Patent No. 7,094,136



PROFILER V-30



Full-Bullnose

PART NO.	SIZE	MAXIMUM RPM	ARBOR	SHAPE
PFV301	1-1/4" (3cm)	3,500	5/8"-11 Threaded	Full Bullnose
PFV401	1-1/2" (4cm)	3,500	5/8"-11 Threaded	Full Bullnose
PFBNG01	Nylon Guide	—	—	—




Bullnose Edge

FEATURES

- Designed for Bullnose Edge Profiling
- Fits on all Popular Water-Fed Polishers



Wet Cutting Vertical Grinding Wheel for Marble, Granite and Engineered Stone



Alpha® Contour blade together with the AWS-125 Stone Cutter allows fabricators to cut a sink hole along the cut line quickly and safely. In order to shape the edge to a desired profile, Alpha® introduces the Profiler Z-Series, Vertical Grinding Wheels.

Profiler Z-Series is also known as Zero Tolerance or Drum Grinding. Most competitive products use sintered bond which eventually changes the shape of the wheel distorting the vertical edge. Using our Profiler Z-Series maintains a very aggressive cutting performance and its original shape for a long time.

We recommend this Vertical Grinding Wheel along with a Corner Ruler to make uniform exterior corners.



PROFILER Z-30



- *See page 26 and 27 for Contour Blades
- *See page 55 and 56 for VSP-120 and AWP-158
- *See page 67 for Corner Rulers, to make a perfect corner every time

Straight Edge

PART NO.	SIZE	MAXIMUM RPM	ARBOR	SHAPE
PFZ301	1-1/4" (3cm)	3,500	5/8"-11 Threaded	Straight
PFZ401	1-1/2" (4cm)	3,500	5/8"-11 Threaded	Straight
PFBNG01	Nylon Guide	—	—	—

Alpha® Corner Rulers - Unique tools for fabricating corners

Corner Ruler

The Alpha® Corner Ruler is a complete new idea to mark, cut and grind the square corners of glass, tile, stone, steel, plastic and wood. Each Corner Ruler comes with two radiuses or two 45-degree straight lines, each series has 14 patterns. The complete set of 28 patterns covers all your needs. For more information, please visit us on the at www.alpha-tools.com.





Be the first in your field to take advantage of the new technology and design developed exclusively by Alpha Professional Tools® for edging countertops, sink rims, window sills, steps and door saddles.

Introducing the Alpha® Profiler E-Series; designed to create a Hollywood Bevel edge that will put you way ahead of the competition. Profiler E-Series produces a uniform Hollywood Bevel profile of 1" on all types of granite, marble and engineered stones.

Like all other Alpha® Profilers currently in use in your fabrication shop, the Profiler E-Series is easy to use and fits on most water-fed polishers. The nylon guide and rotary touchier design produces a consistent desired result expected by experienced craftsmen.

Establish your reputation as the best in the fabrication industry by using the Alpha Professional Tools® Profiler E-Series.

PART NO.	SIZE	MAXIMUM RPM	ARBOR	SHAPE
PFE001	1"	3,500	5/8"-11 Threaded	20° Bevel
PFBNG01	Nylon Guide	—	—	—



Hollywood Bevel

**Can be used on a high-speed angle grinder only when equipped with the Alpha® Universal Safety Guard Kit.*



UNIVERSAL SAFETY GUARD KIT



PROFILER E-SERIES

**See page 55 - 58 for VSP-120, AWP-158, AIR-658 and AIR-300*



Alpha® introduces a new addition to the Profiler Series with the Profiler F, commonly known as Ogee. Since creating an Ogee edge requires a large amount of material to be removed, Alpha® recommends a two-step process to make your operation easier.

Position 0 breaks the corner fast, followed by Position 1 to complete the Ogee profile. The Alpha® Profiler F was designed to eliminate the use of a router and can easily be used on a hand polisher.

PART NO.	SIZE	MAXIMUM RPM	ARBOR	DESCRIPTION	SHAPE
PFF200	3/4" (2cm)	3,500	5/8"-11 Threaded	Position 0	Breaker / 45° Angle
PFF201	3/4" (2cm)	3,500	5/8"-11 Threaded	Position 1	Ogee
PFF300	1-1/4" (3cm)	3,500	5/8"-11 Threaded	Position 0	Breaker
PFF301	1-1/4" (3cm)	3,500	5/8"-11 Threaded	Position 1	Ogee
PFBNG01	Nylon Guide	—	—	—	—

**See page 55 - 58 for VSP-120, AWP-158, AIR-658 and AIR-300*



Ogee Edge

POSITION 0



POSITION 1





Be the first in your field to take advantage of a new and unique product developed exclusively by Alpha Professional Tools® for creating edges for recessed drains. Introducing the Alpha® Profiler Q-Series. Designed to create a 90 degree edge to accept recessed drains. Like all other Alpha® Profilers, the Profiler Q-Series is easy to use and fits on most water-fed polishers and grinders.




PROFILER Q-SERIES

To use: make a template of the exact size of the drain, then place the template on top of the surface. Cut a hole slightly larger than the diameter of the Profiler with the Alpha® Trimmer Bit. Use the Profiler's Nylon Guide to follow the edge of the hole to create the recessed base.



Recessed Base



*See pages 55 and 56 for VSP-120 and AWP-158 Polishers

PART NO.	SIZE	MAXIMUM RPM	ARBOR	SHAPE
PFQ061	1/4" (0.6cm)	3,500	5/8"-11 Threaded	90 Degree Recess
PFBNG01	Nylon Guide	—	—	—



Patented technology makes this unique product available for “Clog-Free” coating removal for epoxy, urethane, glue and adhesives for surface preparation. An Open-mesh diamond layer removes debris fast avoiding heat buildup. Each diamond bead was made with multiple diamond grits to maintain a sharp cutting capability for a long time. The Spike Disc has a sandwiched-rubber cushioned light-weight body that reduces noise and vibration, so that operator can work for longer periods of time. Spike Disc is available in 4.5”, 5” and 7” with a 7/8” arbor or a 5/8”-11 zinc hub.


This Disc is also available with a square arbor that fits the Spring Load System on the Alpha® Ecogrinder.



SPIKE DISC

PART NO.	SIZE	MAXIMUM RPM	ARBOR	RECOMMENDED FOR	GRIT
VCS4535	4-1/2"	13,200	7/8"	Coating Removal	35
VCS453H	4-1/2"	13,200	5/8"-11	Coating Removal	35
VCS4550	4-1/2"	13,200	7/8"	Coating Removal	50
VCS455H	4-1/2"	13,200	5/8"-11	Coating Removal	50
VCS5035	5"	13,200	7/8"	Coating Removal	35
VCS503H	5"	12,200	5/8"-11	Coating Removal	35
VCS503Q	5"	12,200	Sq Arbor	Coating Removal	35
VCS5050	5"	12,200	7/8"	Coating Removal	50
VCS505H	5"	12,200	5/8"-11	Coating Removal	50
VCS7035	7"	8,400	7/8"	Coating Removal	35
VCS703H	7"	8,400	5/8"-11	Coating Removal	35
VCS7050	7"	8,400	7/8"	Coating Removal	50
VCS705H	7"	8,400	5/8"-11	Coating Removal	50

close-up of diamonds



sandwich construction

*See page 54 for Ecogrinder
*See page 63 for Ecoguard G



The Vextra grinding disc is designed for removing rust, burrs, mill scale, and paint on various surfaces as well as epoxy, glues and adhesives without clogging the grinding surface. It can be used on natural stones, engineered stone/quartz surface, wood and rubber as well as steel, stainless steel and non-ferrous metals for the Ex ZONE where spark reduction is a priority. The sandwich construction with rubber makes the grinding disc light, reduces vibration and noise to reduce fatigue of an operator. The Vextra has an optimized diamond grit and layer arrangement offering a long life and consistent performance without downtime. You can maximize the wheel coverage by grinding flat to improve productivity and efficiency. The Vextra grinding disc is available in 4.5", 5" and 7" with 7/8" arbor or with a 5/8"-11 zinc hub.



VEXTRA GRINDING DISC

PART NO.	SIZE	MAXIMUM RPM	ARBOR	RECOMMENDED FOR	GRIT
VDD4535	4-1/2"	13,200	7/8"	General Purpose	35
VDD453H	4-1/2"	13,200	5/8"-11	General Purpose	35
VDD4550	4-1/2"	13,200	7/8"	General Purpose	50
VDD455H	4-1/2"	13,200	5/8"-11	General Purpose	50
VDD4580	4-1/2"	13,200	7/8"	General Purpose	80
VDD458H	4-1/2"	13,200	5/8"-11	General Purpose	80
VDD5035	5"	12,200	7/8"	General Purpose	35
VDD503H	5"	12,200	5/8"-11	General Purpose	35
VDD5050	5"	12,200	7/8"	General Purpose	50
VDD505H	5"	12,200	5/8"-11	General Purpose	50
VDD5080	5"	12,200	7/8"	General Purpose	80
VDD508H	5"	12,200	5/8"-11	General Purpose	80
VDD7035	7"	8,400	7/8"	General Purpose	35
VDD703H	7"	8,400	5/8"-11	General Purpose	35
VDD7050	7"	8,400	7/8"	General Purpose	50
VDD705H	7"	8,400	5/8"-11	General Purpose	50
VDD7080	7"	8,400	7/8"	General Purpose	80
VDD708H	7"	8,400	5/8"-11	General Purpose	80

open-mesh



sandwich construction



The Vexcel is designed for heavy duty material removal applications whether it is natural and engineered stones, cast iron, steel, stainless steel, non-ferrous metals, metal alloys, carbon fiber reinforcement plastic (CFRP), or glass fiber reinforcement plastic (GFRP). The Rigid steel base with a curved design creates a very aggressive grinding action and the fluoric rubber backing reduces noise and vibration. It minimizes sparking so you can avoid toxic air and pollution. The Vexcel has heavy duty multi-layers of diamond grits ensure aggressive material removal and the longest life. The Vexcel grinding disc is available in 4.5", 5" and 7" with 7/8" arbor or with 5/8"-11 zinc hub.


VEXCEL

*See page 52 for HSG-125 High-Speed Angle Grinder

*See page 54 for ECG-125, the Ultimate High Performance Grinder

*See page 63 for Ecoguard Type G, Dust Collection Cover for Grinding Applications

PART NO.	SIZE	MAXIMUM RPM	ARBOR	RECOMMENDED FOR	GRIT
VDR4525	4-1/2"	13,200	7/8"	General Purpose	25
VDR452H	4-1/2"	13,200	5/8"-11	General Purpose	25
VDR4535	4-1/2"	13,200	7/8"	General Purpose	35
VDR453H	4-1/2"	13,200	5/8"-11	General Purpose	35
VDR4550	4-1/2"	13,200	7/8"	General Purpose	50
VDR455H	4-1/2"	13,200	5/8"-11	General Purpose	50
VDR4580	4-1/2"	13,200	7/8"	General Purpose	80
VDR458H	4-1/2"	13,200	5/8"-11	General Purpose	80
VDR5025	5"	12,200	7/8"	General Purpose	25
VDR502H	5"	12,200	5/8"-11	General Purpose	25
VDR5035	5"	12,200	7/8"	General Purpose	35
VDR503H	5"	12,200	5/8"-11	General Purpose	35
VDR5050	5"	12,200	7/8"	General Purpose	50
VDR505H	5"	12,200	5/8"-11	General Purpose	50
VDR5080	5"	12,200	7/8"	General Purpose	80
VDR508H	5"	12,200	5/8"-11	General Purpose	80
VDR7025	7"	8,400	7/8"	General Purpose	25
VDR702H	7"	8,400	5/8"-11	General Purpose	25
VDR7035	7"	8,400	7/8"	General Purpose	35
VDR703H	7"	8,400	5/8"-11	General Purpose	35
VDR7050	7"	8,400	7/8"	General Purpose	50
VDR705H	7"	8,400	5/8"-11	General Purpose	50
VDR7080	7"	8,400	7/8"	General Purpose	80
VDR708H	7"	8,400	5/8"-11	General Purpose	80



rubber backing

General Purpose Flexible Sanding Disc



The VFlex sanding disc is perfect for paint, coating, oxide and rust removal, grinding burr and chamfering on the edge of steel, stainless steel and contoured surfaces. The VFlex has a flexible, rubber-sandwiched cushion body that dramatically reduces unpleasant noise and vibrations. The disc follows the surface curve with ease as well as offers a long life and high-performance reducing downtime replacing tooling. The VFlex is also ideal to shape natural and engineered stones and glass. The VFlex sanding disc is available in 5" and 7" with 7/8" arbor or with 5/8"-11 zinc hub.



VFLEX

FEATURES

Cushioned to reduce noise and vibration



rubber layer

stainless steel shank

flexible sandwich construction

PART NO.	SIZE	MAX RPM	ARBOR	RECOMMENDED FOR	GRIT
VDF5035	5"	5,000	7/8"	General Purpose	35
VDF503H	5"	5,000	5/8"-11	General Purpose	35
VDF5050	5"	5,000	7/8"	General Purpose	50
VDF505H	5"	5,000	5/8"-11	General Purpose	50
VDF5080	5"	5,000	7/8"	General Purpose	80
VDF508H	5"	5,000	5/8"-11	General Purpose	80
VDF7035	7"	5,000	7/8"	General Purpose	35
VDF703H	7"	5,000	5/8"-11	General Purpose	35
VDF7050	7"	5,000	7/8"	General Purpose	50
VDF705H	7"	5,000	5/8"-11	General Purpose	50
VDF7080	7"	5,000	7/8"	General Purpose	80
VDF708H	7"	5,000	5/8"-11	General Purpose	80



Alpha Professional Tools® introduces Surfacer Grinding Cup Wheels: a new grinding wheel system developed to smooth out the underside of table tops. This two-step process utilizes two grit types: black for coarse and white for fine. The coarse grit is designed for fast material removal and the fine grit smooths out the surface of the stone. These new wheels utilize a sintered segmented technology to provide extended life, whether you use it wet or dry. The Alpha® Surfacer Grinding Cup Wheels can be used on portable wet polisher or an angle grinder.

*See page 57 for the AIR-658



Coarse Finish



Fine Finish

PART NO.	SIZE	MAXIMUM RPM	ARBOR(S)	GRIT
SG4C11	4"	14,500	7/8", 5/8-11" Threaded	COARSE
SG4F11	4"	14,500	7/8", 5/8-11" Threaded	FINE



Alpha® DG & DS Style Wheels

GRINDING

The Best Grinding Wheel for Natural and Engineered Stone




DG STYLE

Alpha® DG Style is an aggressive grinding wheel specially formulated to grind and shape natural stone products. They can be used on most popular angle grinders. They are the ideal grinding wheels to profile edges, smooth out inside sinkhole cuts, smooth rough surfaces, prepare surfaces for lamination, and simple heavy material removal. Alpha® DG Style is well known for its excellent performance on red granites, which are among the hardest granites available today. Tile installers will find these wheels are the best for profiling granite edges. Designed for either wet or dry use, Alpha® DG Style grinding wheels are versatile and long lasting. The turbo design provides fast stock removal thus saving time and reducing operator fatigue. They are the premium choice for

any grinding, shaping or beveling work. Adapters for non-threaded wheels are available in common thread sizes for most angle grinders and polishing tools.

PART NO.	SIZE	GRIT	MAXIMUM RPM	ARBOR(S)
DW4C11	4"	COARSE	14,500	5/8"-11 Threaded
DW4M11	4"	MEDIUM	14,500	5/8"-11 Threaded
DW6C11	6"	COARSE	10,100	5/8"-11 Threaded
DW6M11	6"	MEDIUM	10,100	5/8"-11 Threaded

Alpha® DS Style grinding wheels are perfect for lightweight grinding and shaping work on marbles and granites. Available in a 4" size with a coarse grit, Alpha® DS Style grinding wheels fit on most common angle grinders and wet polishers. Tile installers will love the fantastic results they can achieve with little or no operator fatigue. This is the perfect grinding wheel for shaping the bullnose on marble and granite. Aggressive enough to shape curved areas, Alpha® DS Style is ideal for work on softer stones such as Botticino Marble without fear of removing too much material. The exclusive "No Bounce" construction reduces operator fatigue and improves control while providing fast stock removal. Alpha® DS Style can be used wet or dry at low or high-speed. Versatile and long lasting, Alpha® DS Style grinding wheels are the premium choice for any grinding or shaping work.



DS STYLE

PART NO.	SIZE	GRIT	MAXIMUM RPM	ARBOR(S)
DS4C11	4"	COARSE	14,500	5/8"-11 Threaded
DS4C14	4"	COARSE	14,500	14mm Threaded
DS4CA+	4"	COARSE	14,500	7/8", 5/8"

ADAPTERS

These adapters easily convert any non-threaded grinding wheel into a threaded one. Available in most common arbor sizes, these adapters increase the versatility of the Alpha® DG Style grinding wheel and allow for rapid wheel changes. Adapters for the Alpha® DG Style grinding wheels are not for use on saw blades.



*See page 33 for DG Style Adapters

Dry Cutting of Large Holes or Curved Lines

The Alpha® Trimmer Bit is versatile and can be adapted for use in construction trades wherever non-standard shaped cutouts are needed. This bit is perfect for electrical receptacles, water-valve holes, drains, shower knobs, etc.

The vacuum brazed technology is specifically designed to provide an extended life when used on granites, engineered and natural stones, porcelain and ceramic tiles.

It can be used wet or dry and fits on a high-speed trimmer tool.

PART NO.	DIAMETER	SHANK	MAXIMUM RPM	USABLE LENGTH
DTB00250	1/4"	1/4"	33,000	2"



VACUUM BRAZED TRIMMER BIT

Alpha® Electroplated Wet Diamond Drill Bits - Premium Bit for Drilling Anchor Holes

The Alpha® Electroplated Wet Drill Bit is used to drill anchor holes for hardware as pre-installation or post-installation. Great on thin materials such as a tile. Can be used on a standard drill but also fits on polishers with a 5/8"-11 spindle such as the AWP-158 or VSP-120, using a Drill Bit Adapter.

PART NO.	DIAMETER	SHANK	MAXIMUM RPM
CH7205	3/16"	3/8"	3,500
CH7206	1/4"	3/8"	3,500
CH7208	5/16"	3/8"	3,500
CH7210	3/8"	3/8"	3,500
CH7212	1/2"	3/8"	3,500
CH7235	1-3/8"	3/8"	3,500
CH7240	1-1/2"	3/8"	3,500
CH1058	10mm to 5/8"	Adapter for VSP-120 & AWP-158	



DRILL BIT ADAPTER

ELECTROPLATED DRILL BIT

*See page 56 and 56 for VSP-120 and AWP-158

Alpha® Drill Bit Guide - Water Delivery System

The Drill Bit Guide/Water Delivery System is the perfect companion for Electroplated Drill Bits when installing bathroom fixtures on marble, granite, ceramic, porcelain and glass tile. The Drill Bit Guide/Water Delivery System will not only prevent wandering drill bits but also supply water to cool the cutting edge to get the highest performance and the longest life from the diamond drill bit. A suction cup creates a vacuum that secures down the guide and drill bit during the application. It then easily moves to the next hole in seconds. Use it with Electroplated Drill Bits ranging from 3/16" through 1-3/8" diameter. It is ideal for drilling 1/4" anchor holes when installing towel bars, soap dishes, shelves, cabinets and shower door frames.



DRILL BIT GUIDE

PART NO.	DESCRIPTION
WDS138	Drill Bit Guide/Water Delivery System

Alpha® Wet Core Drill Bit

DRILLING

Ultimate Wet Core Bit for Granite and Engineered Stone

The Alpha® Wet Core Drill Bit is designed for drilling the faucet-mounting holes in counter tops and vanities. It can also be used to make clean rounded corners for square or rectangular sinkholes. The Alpha® Wet Core Drill Bit is very versatile and can be adapted for use in construction trades wherever holes are needed for water, gas and electrical piping, especially when natural stone or ceramic tile is already installed. The Alpha® Wet Core Drill Bit is designed to work on a drill press with a water swivel attachment or free-hand using a wet polishing tool such as the AIR-658, AWP-158 or VSP-120. Since it must be used wet, a tool with a central water-feed or a water swivel is necessary. The convenience of a portable hand polishing tool makes the



WET CORE
DRILL BIT



Alpha® Wet Core Drill Bit very adaptable for a variety of applications. Available in 3/8", 1/2", 3/4", 1", 1-1/4", 1-3/8", 1-1/2", 2" and 2-1/2" sizes, these wet core drill bits are ideal for common faucet hole applications. The 5/8"-11 arbor is a common size found on most drills and polishing tools in the marketplace today. The direct sintered metal segments are brazed to the steel core and provide the long life and aggressiveness expected from a quality core bit. We recommend a template be used when drilling free-hand and a scrap piece of stone be clamped under the stone to prevent excessive chipping on the backside of the stone.

PART NO.	DIAMETER	MAXIMUM RPM	ARBOR
DCB00380	3/8"	3,500	5/8"-11 Threaded
DCB00500	1/2"	3,500	5/8"-11 Threaded
DCB00750	3/4"	3,500	5/8"-11 Threaded
DCB01000	1"	3,500	5/8"-11 Threaded
DCB01250	1-1/4"	3,500	5/8"-11 Threaded
DCB01375	1-3/8"	3,500	5/8"-11 Threaded
DCB01500	1-1/2"	3,500	5/8"-11 Threaded
DCB02000	2"	3,500	5/8"-11 Threaded
DCB02500	2-1/2"	3,500	5/8"-11 Threaded

*See page 51 for Ultimate Dry Core Drill Bit

*See page 55 for VSP-120, Variable Speed Wet Polisher

*See page 56 for AWP-158, Electric Polisher

*See page 57 for the Air-658 Pneumatic Air Polisher



**DRY CORE
DRILL BIT**

Alpha Professional Tools® introduces a Dry Core Bit designed for use on the job site without using water. Our Dry Core Bits fit on a high-speed angle grinder with a 5/8"-11 spindle.

The Alpha® Dry Core Bit provides the best cutting performance and can drill through the toughest 1-1/4" granite or engineered stone countertop at the job site without using water. Not only is this convenient but it also increases productivity by cutting down on the amount of clean up needed when using water. Available in 1/2", 3/4", 1", 1-1/4", 1-3/8", 1-1/2" and 2" sizes.

Choose the Alpha® Dry Core Drill Bit where the convenience of dry application is essential.

FEATURES

- Easy preparation with minimum clean-up
- Fits on most popular high-speed grinders
- Very fast cutting on granite and engineered stone

PART NO.	DIAMETER	MAXIMUM RPM	ARBOR
DRB00500	1/2"	12,000	5/8"-11 Threaded
DRB00750	3/4"	12,000	5/8"-11 Threaded
DRB01000	1"	12,000	5/8"-11 Threaded
DRB01250	1-1/4"	12,000	5/8"-11 Threaded
DRB01375	1-3/8"	12,000	5/8"-11 Threaded
DRB01500	1-1/2"	12,000	5/8"-11 Threaded
DRB02000	2"	12,000	5/8"-11 Threaded

*See page 50 for Ultimate Wet Core Drill Bit

*See page 52 for the HSG-125, the Ultimate High-Speed Angle Grinder

The Ultimate Workhorse for Tile Contractors

Alpha Professional Tools® introduces the new HSG-125 High-speed Angle Grinder. This 5" grinder has a powerful 7.2 Amp (800W) motor with 9,700 rpm. The HSG-125 is equipped with a standard 5/8"-11 spindle and two sets of flange/lock nut sets (7/8" and 20mm arbors) in order to accommodate 4", 4-1/2" and 5" diameter blades. The Alpha® HSG-125 is versatile and can be used wet or dry.

Use the HSG-125 as a dry application, and combine the grinder with the optional, Alpha® Ecoguard system, to create a dust-free operation eliminating unnecessary cleanup. The Ecoguard comes in three types: Type C and W for cutting and Type G for grinding.

For wet applications, the HSG-125 can be equipped with the optional Alpha® Universal Safety Guard Kit (GCWKIT), for use with an Alpha® Groove Cutter or with the Alpha® Wet Blade Cutting Kit (WBCKIT) for use with cutting blades, including curve cutting and flush mount.

The Alpha® HSG-125 is more than just a grinder, it is the ultimate workhorse for Decorative Concrete Contractors, Stone Fabricators and Tile installers!



- *See page 9 for the Eclipse II Blade for General Purpose Cutting
- *See page 11 for the Katana Blade, a Hybrid Dry Saw Blade for all Tiles
- *See page 61 for Ecoguard Type C for Cutting Applications
- *See page 62 for Ecoguard Type W for Wider Blades
- *See page 63 for Ecoguard Type G for Grinding Applications

PART NO.	DESCRIPTION
HSG-125	5" High Speed Angle Grinder - 115V
GCWKIT	Universal Safety Guard Kit
WBCKIT	Wet Blade Cutting Kit



WBCKIT



GCWKIT

Specifications:	Equipment Included:
Rating.....115Volts	<ul style="list-style-type: none"> • Protective Cover w/ Clamp Screw • Side Handle • Pin spanner Wrench 34 mm • Extra Carbon Brush Set • Inside Flange and Locking Flange Set with 7/8" Arbor • Extra Inside Flange & Locking Flange Set with 20mm Arbor
Amperage..... 7.2A	
Power.....800W	
Speed.....9,700 RPM	
Weight.....3.52 lbs / 1.6 kg	
Spindle.....5/8"-11	



Introducing the Alpha® WDP-120, a Wet/Dry Variable Speed Polisher designed for all decorative concrete applications and wet/dry tile edge finishing. This Hybrid Polisher provides the best quality polish on concrete countertop surfaces when used with water. The included Ecoguard attachment minimizes the amount of water splashed and the in-line GFCI will provide safety and protection. A vacuum cleaner can also be attached to the Ecoguard for dry concrete floor polishing without creating dust. By removing the Ecoguard's Front Cover and attaching the Magnetic Plate, you can polish right up to the wall. In addition, the WDP-120 is great for wet and dry tile edge polishing without the typical mess. The heavy duty step-down gear system makes this Polisher powerful even when used at the lower rpm range. If you are a decorative concrete fabricator or tile installer, this is the perfect tool for you.



(Shown with Flexible Connector Hose / sold separately)

PART NO.	DESCRIPTION
WDP-120	Wet/Dry Concrete Polisher - 120V



Specifications:	Equipment Included:
Rating.....120 Volts Amperage..... 7A Power.....800W Speed (Variable).....500-2800 RPM Weight.....7.3 Lbs / 3.3kg Spindle.....5/8"-11	<ul style="list-style-type: none"> • Pin Wrench • Spanner • Extra Carbon Brush Set (2 Sets) • Flange & Lock Nut Set • Ground Fault Circuit Interrupter • Water Hose (A, B, & C) • Rubber Hose Adapter • Stainless Steel Hose Band • Hose Connector • C-Handle • Rubber Cap • Ecoguard Type G • Carrying Case

The Alpha® Ecogrinder is the ideal high performance grinder with a built-in vacuum system. It is designed for continuous production in fabrication shops as well as job sites. The Alpha® Ecogrinder ensures a virtually dust-free environment without the use of an external vacuum system or expensive dust collector. Its unique slide cover allows the Ecogrinder grinding wheel to grind up to the wall. Opening the slide cover exposes the diamond cutting edge without reducing the vacuum effect. When combined with our manual height adjustment flange assembly, the Ecogrinder can accommodate any 5" grinding wheel with a 7/8" arbor. Whether you are grinding natural stone, concrete, or any masonry materials, the Alpha® Ecogrinder is the tool for you!



Specifications:	Equipment Included:
Rating.....110Volts Amperage.....10.25 Power.....1050W No-load Speed (min ⁻¹).....8,700 RPM Weight.....12.70 lbs / 3.3 kg Arbor.....7/8"/22.23mm Wheel Size.....5" / 125mm	<ul style="list-style-type: none"> • Dust Bag • Dust Hose • Dust Gate w/ Anti Back Flow Flap • Spring Loaded Flange Assembly • Extra Carbon Brush Set • Open End Spanner Wrench • Pin Spanner Wrench • Top Handle • Fan Belt Set (2pcs) • 5" Grinding Wheel (DSQ0500)

PART NO.	DESCRIPTION
ECG-125	Ecogrinder - 110V
ECG-225	Ecogrinder - 220V
133544	Dust Bag (17" x 13-1/2" x 12")
890001	Manual Height Adjustment Flange Assembly
ECO-CARS	Dust Bag Carriage
801392	Dust Bag for Carriage (16" x 13-1/2 x 8")
ECGKIT125	Ecogrinder/Caddy/Carriage Kit 110V
ECGKIT225	Ecogrinder/Caddy/Carriage Kit 220V



ECOGRINDER

SEGMENTED GRINDING CUP WHEEL



This wheel is available in two arbor sizes: 26mm square arbor grinding wheel designed to be used with our patent pending spring loaded flange assembly, and a 7/8" arbor for endusers who want to run a different grinding wheel on their Ecogrinder with our manual height adjustment flange assembly. When used with the Alpha® Ecogrinder, this grinding wheel is ideal for surface preparation after removal of floor covering materials such as ceramic tiles, as well as smoothing the underside of concrete countertops.

PART NO.	SIZE	MAX RPM	ARBOR
DSQ0500	5"	12,200	26mm
DEC005	5"	12,200	7/8"



Alpha® has improved the popular VSP wet polisher series with new features to perform above and beyond your expectations! The new VSP-120 comes with variable speed control switch with an automatic speed feed-back system to maintain consistent RPMs with or without a load. This switch has also expanded the usable RPM range from 500 RPM to 2,800 RPM. The new RPM range reduces heat build-up when polishing Engineered Stone, which eliminates burning or scorching the work piece. Alpha® has also added a Splash Guard that can be trimmed to adjust the height for the best comfort and protection. Every stone fabricator should try the new VSP-120 variable speed wet polisher to achieve the best performance and high quality results.



SIDE HANDLE

PART NO.	DESCRIPTION
VSP-120	Variable Speed Wet Polisher - 120V
VSP-230	Variable Speed Wet Polisher - 230V

Specifications:	Equipment Included:
Rating.....120/230 Volts	<ul style="list-style-type: none"> • Ground Fault Circuit Interrupter • Water Valve and Hose • Faucet/Garden Hose Adapter • Wrench • C-Handle • Side Handle (reversible) • Extra Carbon Brush Set • Ventilation Cap • Carrying Case • Splash Guard w/Band Clamp
Amperage..... 7A	
Power.....800W	
Speed (Variable).....500~2800 RPM	
Weight.....7.3lbs/3.3 kg	
Spindle.....5/8"-11	



The new generation of electric wet polishers, the AWP-158, is designed for polishing, shaping, core drilling and light grinding. This 7.8 amp, 800-watt, 3,000 RPM machine is a powerful workhorse suitable for use in the shop or on the job site.

The AWP-158 features several improvements over previous generations of polishers. In addition to the increased power and spindle speed, there are two types of handles included: a side handle for edge profiling and polishing and a “C” handle for core drilling and flat surface polishing. There is a flat polishing caster designed to improve stability during scratch removal operations for a better final finish. The AWP-158 is double insulated and equipped with a power cord that is 10 feet long and has a built-in GFCI (Ground Fault Circuit Interrupter) for safety. Also for safety and abrasive longevity, the polisher has a center water-feed and water supply with convenient garden hose attachment. All these components are packed in a handy carrying case suitable for transporting and storing the AWP-158 and its accessories.

Designed to perform polishing and several other operations, the AWP-158 is suitable for use with the Alpha® DS Style Shaping Wheel, the Alpha® Profiler and Alpha® Core Bits, as well as, the entire line of Ceramica polishing pads. This is a must-have tool for all fabricators/ installers of granite, marble, engineered stone and porcelain slab and all tile contractors.

Specifications:	Equipment Included:
Rating.....110Volts	•GroundFaultCircuitInterrupter
Amperage..... 7.8/3.8	• Water Valve and Hose
Power.....800W	• Faucet/Garden Hose Adapter
Speed (no load)3,000 RPM	• Wrenches
Weight.....6lbs/2.72 kg	• C-Handle
Spindle.....5/8"-11/M14	• Side Handle (reversible)
	• Extra Carbon Brush Set
	• Caster Assembly

PART NO.	DESCRIPTION
AWP-158	ElectricPolisher-110V





Alpha® AIR-658 is a high performance, pneumatic polishing tool designed for continuous production use. It has a centrally water-fed distribution system that provides the best finishes possible. For years, Alpha Professional Tools® produced model number AIR-558, which was known for its high quality and durable construction. After reviewing the design and application of this tool, we ergonomically designed the AIR-658, as its successor, with many new features. Fabricators love its compact design and low weight. They also know that it is very durable under some of the most adverse conditions that a tool is required to operate in. Shop workers easily use this tool with little or no fatigue. With a speed of 3,500 RPM and convenient size, this polisher is the ideal polishing tool for the professional shop worker. Alpha® AIR-658 is a lightweight tool that accepts 3", 4" or 5" discs. It is a "plug and play" tool, which includes the side handle, pneumatic lubrication oil, and the hoses for air, water and exhaust along with the appropriate fittings. With sealed bearings to increase life and a rear exhaust system, Alpha® AIR-658 is designed to last a long time. Requirements for this tool are a cast iron 2 stage compressor, a large reservoir, 5 HP for each tool. Air consumption is 15 CFM and required air pressure is 87 PSI, however the range of 85-90 PSI is acceptable. With a weight of only 2.64 lbs, Alpha® AIR-658 is the best addition to any stone shop.



AIR-658

PART NO.	DESCRIPTION
AIR-658	Air Polisher
AIR-008	Lubrication Oil for Pneumatic Tools (8oz.)

- *See page 77 for Hand Polishing System
- *See page 50 for Wet Core Bit Application
- *See page 36 for a Profiler that creates a perfect Roundover
- *See page 59 for the Beveling Auxiliary Base



included



LUBRICATION OIL

Specifications:	Equipment Included:
Air Consumption.....15CFM (420 ℓ/ Min)	• Air Lead Hose - 10' (3m)
Air Pressure..... 87 PSI (0.6Mpa (6 bar))	• Water Hose - 10' (3m)
Speed (no load).....3,500 RPM	• Silencer/Exhaust Muffler
Weight.....2.64lbs/1.2kg	• Side Handle (reversible)
Spindle.....5/8" -11	• Lubrication Oil (1oz / 30cc sample bottle)
AirInlet.....1/4" BSPP	• Faucet/Garden Hose Adapter
WaterInlet.....1/8" BSPP	• Wrench (22mm)



The Alpha® AIR-300, designed for unique applications that are difficult to accomplish using conventional polishers. A smaller version of the well-known Alpha® AIR-658, the AIR-300 is ergonomically designed to fit comfortably in your hand and only weighs 1.6 pounds reducing fatigue from long hours of polishing. The smaller design is easy to maneuver and produces flawless sink rims and bowls. The Alpha® AIR-300 accepts 3" and 4" discs along with 2" and 3" rubber pads. It requires a minimum 3HP compressor with air consumption of 10 CFM and air pressure between 85–95 PSI. The Alpha® AIR-300 Polisher easily converts from in-shop to on-site; a must have for all fabricators.



PART NO.	DESCRIPTION
AIR-300	Mini Air Polisher
AIR-008	Lubrication Oil for Pneumatic Tools (8oz.)

Specifications:	Equipment Included:
Air Consumption.....10CFM (280 l/Min)	<ul style="list-style-type: none"> • Air Lead Hose - 10' (3m) • Water Hose - 10' (3m) • Lubrication Oil (1oz / 30cc sample bottle) • Faucet/Garden Hose Adapter • Wrench (17mm)
Air Pressure..... 87 PSI (0.6Mpa (6 bar))	
Speed (no load).....5,800 RPM	
Weight.....1.6 lbs/.731kg	
Spindle......5/8"-11	
Air Inlet......1/4" BSPT	
Water Inlet......1/4" BSPP	



Many customers who polish straight and beveled edges have been waiting for the replacement of Alpha® EdgeCrafter that was discontinued years ago. Introducing the Beveling Auxiliary Base that makes any polisher or variable-speed grinder into a precision straight and beveled edge polishing tool. Whether edges are being prepared for a seamless countertop installation or to give a “fancy” Hollywood Bevel as the edge treatment, the Beveling Auxiliary Base will provide a secured polishing angle (between 15 to 90 degrees). The installation and dismantling is quick and easy so the same tool can be used for many other applications.

*See page 55 for VSP-120 Variable Speed Wet Polisher

*See page 57 for AIR-658 Pneumatic Air Polisher

BEVELING AUXILIARY BASE



Clamping Base for 90° Angle

Universal Adapter



Clamping Base for 15~45° Angle

PART NO.	TYPE	RECOMMENDED FOR
BAB1590	Beveling Base	Pneumatic/Electric Polishers

Specifications:	Equipment Included:
Beveling Angle.....15~45°	• Universal Adapter Assembly
Beveling Depth3/8" (10mm Max)	• Clamping Base for 15~45° Angle
Straight Angle.....90°	• Screws
Max Pad Size.....4" (10mm)	• Clamping Base for 90° Angle
Spindle5/8" -11	• Water Hose
Weight3.57 lbs (1.62 kgs)	• Water Valve
	• Water Hose Assembly (3M)
	• Hex. Wrench (5mm)
	• Spanner

FEATURES

Grind & Polish from a Hollywood Bevel to Square Edge; Excellent for Preparing Surfaces for Seamless Countertop Installations!



RIGID BACKER PAD

Alpha® Rigid Backer Pads eliminates the wavy finish by keeping the Ceramica flat to the polished surface. Fabricators and tile contractors use it with good results, restoration workers find that the rigidity of the pad enables them to work in small areas such as corners or staircases. Large machine manufacturers recommend flexible diamond discs for use on their automatic edge polishing machines specifically for the bullnose application using the Alpha® Rigid Backer Pad. Available in 3", 4" and 5" sizes, the Rigid Backer Pad is exclusive to Alpha Professional Tools®. It comes in the standard 5/8"-11 thread commonly found on most polishing tools today. Some metric sizes are available on request.

PART NO.	SIZE	MAX RPM	TYPE
GP35/8RG	3"	6,000	RIGID
GP45/8RG	4"	6,000	RIGID
GP55/8RG	5"	6,000	RIGID



FLEXIBLE BACKER PAD

The Alpha® Flexible Backer Pads are hook and loop backed and will accept Ceramica, Sandpaper and Felt Wheels. Extremely flexible, these backer pads are ideally suited for tough contours and inside curves, allowing the user to get in tight corners with ease. Available in 2", 3", 4", and 5" versions, these pads come with the standard 5/8"-11 thread, commonly seen on most of the polishing tools in use today. Some metric sizes are available on request.

The Alpha® Flexible Backer Pads are hook and loop backed and will accept Ceramica, Sandpaper and Felt Wheels. Extremely flexible, these backer pads are ideally suited for tough contours and inside curves, allowing the user to get in tight corners with ease. Available in 2", 3", 4", and 5" versions, these pads come with the standard 5/8"-11 thread, commonly seen on most of the polishing tools in use today. Some metric sizes are available on request.

PART NO.	SIZE	MAX RPM	TYPE
GP25/8PD	2"	6,000	FLEXIBLE
GP35/8PD	3"	6,000	FLEXIBLE
GP45/8PD	4"	6,000	FLEXIBLE
GP55/8PD	5"	6,000	FLEXIBLE



The Alpha® GV Backer Pad is the first hook and loop backer pad designed to fit on the GV5000's unique spindle and attachment configuration. This backer pad is ideal for bullnosed edges and flat surfaces. Marble fabricators and tile contractors can now utilize hook and loop backed products such as Alpha® Sandpaper and Alpha® Felt Wheels on their GV5000 polisher with excellent results. The Alpha® GV Backer Pad provides just the right amount of flexibility to successfully polish curved areas yet remains rigid enough to polish flat surfaces. The Alpha® GV Backer Pad will accept other types of hook and loop backed products, thus making this tool a truly versatile machine that can be used for stone, tile, metal, wood and glass. If you own or plan on owning a Makita GV5000 Sander, the Alpha® GV Backer Pad is for you.

PART NO.	MAXIMUM RPM	DESCRIPTION	
GV4MPPD	4,500	4" Adapter pad to fit Makita® GV5000 Sander	M8-1.25 Male
GV5MPPD	4,500	5" Adapter pad to fit Makita® GV5000 Sander	M8-1.25 Male



GV BACKER PAD



Alpha® introduces the new Ecoguard, designed for collecting dust when using our High-Speed Angle Grinder. The Ecoguard Type C is for used when cutting with dry blades up to 5" in diameter. It is made of high-quality construction for heavy-duty applications. This hybrid dust collection cover eliminates the mess and can be used with or without a vacuum!



**TYPE C
FOR CUTTING APPLICATIONS**

PART NO.	DESCRIPTION
ECOGRDCT	Ecoguard Dust Collection Cover Type C
201549	EcoguardCDustBag(6.69"x13.77"x.75")
500026	Flexible Connector Hose - 18"

FEATURES

- Use with or without a Vacuum!


*See page 52 for HSG-125 High-Speed Angle Grinder

*See page 63 for Type G Ecoguard for Grinding Applications

*See page 9 for the Eclipse II Blade a General Purpose Blade for Building Materials



HSG-125 attached to Ecoguard Type C



Ecoguard Type C

Eclipse II Blade

HSG-125

Blade Installation



Alpha® has expanded its Ecoguard line for cutting applications to include a dust collection cover for wider blades. Introducing the Ecoguard Type W. Unlike the Ecoguard Type C which uses a supplied dust collection bag, the Ecoguard Type W must be used with a vacuum, or other dust collection system, to successfully collect the dust and larger particles derived from using wider kerf diamond blades such as the Alpha® Tuck Pointing or Crack Chasing blades. The Ecoguard Type W includes three unique features. First is the ability to easily adjust the cutting depth by using a simple wing nut operation. The second is the nose guide that indicates the cut line and the third is the ability to view inside the cover, while cutting, due to the clear polycarbonate material construction. This feature is quite useful during Tuck Pointing applications.

TYPE W
FOR CUTTING APPLICATIONS

Using the Ecoguard Type W with the HSG-125 The HSG-125 has two flange/lock nut sets included that allow the use of 4", 4-1/2" and 5" diameter blades. It can also be used on other manufacturers' machines by simply changing the connector.

PART NO.	DESCRIPTION
ECOGRDCW	Ecoguard Dust Collection Cover Type W
500026	Flexible Connector Hose - 18"
ECOWKIT	Ecoguard W and Flexible Hose Kit


*See page 52 for HSG-125 High-Speed Angle Grinder

*See page 63 for Type G Ecoguard for Grinding Applications

FLEXIBLE CONNECTOR HOSE



*Optional accessory / sold separately



Type C

Type W



Alpha® introduces a new Ecoguard designed for collecting dust when using the Alpha® HSG-125 or other High-Speed Angle Grinders. The Ecoguard Type G is intended for use when grinding with wheels up to 5" in diameter. It is made of high-quality construction for heavy-duty applications. This dust collection cover creates a virtually dust-free environment when connected to a vacuum. It also includes several connectors and spacers to easily allow for use on many common grinders.



**TYPE G
FOR GRINDING
APPLICATIONS**

PART NO.	DESCRIPTION
ECOGRDGR	Ecoguard Dust Collection Cover Type G
500026	Flexible Connector Hose - 18"
ECOKIT	Ecoguard G and Flexible Hose Kit

*See page 52 for HSG-125 High-Speed Angle Grinder

*See page 61 for Type C Ecoguard for Cutting Applications

*See page 47 for the Surfacer Grinding Cup Wheel for surface preparation




*Optional accessory / sold separately



Equipped with a powerful 2-hp motor and an extra large capacity HEPA filter system, the HEPADV10 Dry Vacuum offers the air flow efficiency of vacuums costing three times as much. The certified HEPADV10 is manufactured to the same high quality standards as you expect from Alpha®. It includes a high-efficiency 'Drop-in' style HEPA filter individually certified to have a minimum efficiency of 99.97% at .3 microns (based on 1EST-RP-CC007 particle count test method).

OTHER FEATURES INCLUDE:

- A 'never-clog' dacron bag for superior pre-filtration
- Blow molded poly canister with low center of gravity design prevents tipping
- Positive locking, full swivel hose connection system for easy handling and operation
- Low noise allows for use in sound sensitive areas.
- Includes complete set of tools
- 50 foot power cord
- 3 labels to choose from: HEPA, Asbestos and Lead
- Automatic start with tool triggered control
- 10 ft. x 1.5 in. crushproof hose
- 105" Water Lift
- 110 CFM



HEPADV10



FLOOR CLEANING KIT

OPTIONAL FLOOR CLEANING KIT

- 5 ft. two-piece metal wand
- 17 in. crevice tool
- Floor brush tool
- Round dusting brush

PART NO.	DESCRIPTION
HEPADV10	HEPA Dry Vacuum 10-Gal
HEPA10KIT	HEPA Vacuum 10-Gal / Accessories Kit
HEP100511	Floor Cleaning Kit
HEP100483	HEPA Filter Assembly
HEP777510	HEPA Paper Bag (10pk)

The Alpha® Ecogrinder Caddies allow the operator to stand and not have to work on their knees when grinding and sanding concrete, terrazzo and masonry products or doing surface preparation work. The height adjustment mechanism allows the caddy to be adjusted to accommodate individual users. The unit is available in two versions for both Ecogrinders (110V and 220V). A halogen light shines above the grinding area to show scratches in dark areas. This light can be turned on/off independently.



Attach the Alpha® Dust Bag Carriage directly to the Ecogrinder and utilize the Ecogrinder's built-in vacuum system, making the operation simple, easy and virtually dust-free!

For a complete floor polishing system, combine the Alpha® Ecogrinder, Caddy, Dust Bag Carriage and polishing tools. Installation is simple, using only an adjustable wrench to complete.

FEATURES

- Neatly organize power cords and control via the Caddy.
- Height can be adjusted to accommodate individual operator stance.



ECOCADDY

(Shown with optional Ecogrinder / sold separately)

PART NO.	DESCRIPTION
ECOCAD125	Caddy for Ecogrinder 110V
ECOCAD225	Caddy for Ecogrinder 220V

Alpha® Dust Bag Carriage

The Alpha® Dust Bag Carriage was designed as a support to hold the dust bag so as to not interfere with the operation of the tool during use. The front swivel wheel allows for easy maneuvering when working on flat services. The dust bag is easily secured to the dust carriage by tying each end to the support rings.



DUST BAG CARRIAGE

*See page 54 for ECG-125 the ultimate Grinder with built-in Vacuum System
 *See page 5 for the Ecocutter for all your dry cutting applications

PART NO.	DESCRIPTION
ECO-CARS	Dust Bag Carriage
801392	Dust Bag for Carriage (16" x 13-1/2 x 8")

Cuts Corners Easily



Alpha® Corner Nippers were designed to chop the corner of sheet glass without breaking the sheet. There are three sizes available to make a round corner in 3/8" (10mm), 3/4" (20mm) and 1-1/4" (30mm) radius. These corner nippers are ideal to quickly make round corners to complete the preparation for final edge polishing. Alpha® also offers a corner nipper for continuous cutting that is most suitable for mosaic and stained glass applications. All four Alpha® Corner Nippers are made with tungsten carbide tips and sharpened by a diamond wheel for an extra sharp bite and long lasting performance. Alpha® recommends these corner nippers not only for glass applications but also for porcelain and other ceramic tiles. When the Corner Nipper is used in conjunction with the Alpha® Corner Ruler, the application becomes easier and error free.



PART NO.	SIZE	DESCRIPTION
CNP010	3/8"(10mm) Radius	Carbide Tip Corner Nipper
CNP020	3/4"(20mm) Radius	Carbide Tip Corner Nipper
CNP030	1-1/4"(30mm)Radius	Carbide Tip Corner Nipper
CNC030	Universal	CarbideTipContinuousCornerNipper

Alpha® Gloss Checker

The Alpha® IG-331 is a portable gloss meter that measure the reflective index of light. This handy tool enables quick, accurate measurement of the gloss on flat, polished surfaces. This allows the service provider to ensure quality control and set a quality standard for floor restoration and fabrication work. It also allows the service provider to demonstrate before and after results. The Alpha® Gloss Checker can also be used to indicate grit changes during the polishing process. The IG-331 features a detachable meter that enables access to areas commonly difficult to reach. This useful tool can also be used in other industries that require accurate measurements of flat polished surfaces.



PART NO.	DESCRIPTION
IG-331	Gloss Meter



Alpha® introduces a completely new idea to mark, cut and grind the square corners of glass, tile, stone, steel, plastic and wood - the Alpha® Corner Ruler. This *patent pending* Corner Ruler makes any application easy and error free.



Stone fabricators can use the Corner Ruler in conjunction with a Profiler Z-Series to make a perfect corner every time. Glaziers and tile contractors can mark not only the radius but also cut the corner with a carbide glass cutter or the Alpha® Corner Nipper. Home Builders can mark each corner quickly and easily for a faster preparation time.

Each Corner Ruler comes with two radiuses or two 45-degree straight lines, each series has 14 patterns. The complete set of 28 patterns covers all your needs. Each set comes in a stainless steel case for organization.

Prevent errors by doing it right the first time with the Alpha® Corner Rulers.

PART NO.	DESCRIPTION
CRR1075	RULER RADIUS 3/8" + 3"
CRR1570	RULER RADIUS 5/8" + 2-3/4"
CRR2065	RULER RADIUS 3/4" + 2-5/8"
CRR2560	RULER RADIUS 1" + 2-1/2"
CRR3055	RULER RADIUS 1-1/4" + 2-3/8"
CRR3550	RULER RADIUS 1-3/8" + 2"
CRR4045	RULER RADIUS 1-1/2" + 1-3/4"
CRRSET7	RULER RADIUS - SET W/CASE
CRS1075	RULER STRAIGHT 3/8" + 3"
CRS1570	RULER STRAIGHT 5/8" + 2-3/4"
CRS2065	RULER STRAIGHT 3/4" + 2-5/8"
CRS2560	RULER STRAIGHT 1" + 2-1/2"
CRS3055	RULER STRAIGHT 1/4" + 2-3/8"
CRS3550	RULER STRAIGHT 1-3/8" + 2"
CRS4045	RULER STRAIGHT 1/2" + 1-3/4"
CRSSET7	RULER STRAIGHT-SET W/CASE
CRSET14	RULER COMBO SET



Marking



Scoring

*See page 39 for Profiler Z-Series Vertical Grinding Wheels

*See page 66 for the Corner Nippers for Cutting Corners Easily

Want to be the sharpest tool in the box? Wear the new Alpha® Apron! This trendy design is not only fashionable, it will also protect and keep you dry. Made of a strong vinyl material, the Alpha® Apron is lightweight, durable, comfortable and easy to wear. A flexible waistband keeps it in place (no strings or knots to tie). It can be used by anyone polishing with water or to keep the dust associated with dry polishing off your clothing. One size fits all!



FRONT



BACK


PART NO.	DESCRIPTION
APRON3012	Apron

Alpha® Safety Glasses

The Alpha® Safety Glasses have a lightweight frame with padded temples. The wrap around design provides superior protection while assuring a comfortable wear for the entire work day.



FRONT



Adjustable Side Arms
(length and height)

Contour Arms

Soft Rubber Nose Bridge

Clear Anti-Scratch Lenses

Lightweight Wrap Style Frame

Rubber Tipped Arms

PART NO.	DESCRIPTION	QUANTITY
173002	Safety Glasses	12 pcs
173008	Safety Glasses	1 pc

Alpha® has recognized the growing concerns of floor covering industry professionals which involves the condition of the subfloor and most specifically, the “invisible” moisture emission and its effect on the finished layer. The Alpha® solution for this is the “Moisture Test Starter Package”. This kit includes an Ecogrinder, to prepare a virtually dust-free concrete slab surface without a vacuum, a Calcium Chloride Moisture Test Kit (5 packs) and a Digital Scale. According to ASTM F 1869, the moisture test is a required process for any commercial floor covering installation. Although the general contractor, the builder, or the owner should be the responsible party for random Calcium Chloride tests, a tile contractor should take the proactive steps to perform the test for the additional revenue and peace of mind.



MOISTURE TEST KIT

**See page 54 for Ecogrinder for Surface Preparation*

PART NO.	DESCRIPTION
MTK005	Moisture Test Kit (5pcs)
MDS002	Digital Scale 200gm Capacity
5480-1900	Moisture Text Starter Package (inc. Ecogrinder, Moisture Test Kit & Digital Scale)



DIGITAL SCALE

Alpha® Tile Bullnose Kit - Goof-Proof Hand-Held Application

Alpha® has created the one stop shopping experience for creating quality factory finish bullnose edging. Introducing, the new Tile Bullnose Kit, specifically created for tile installers who wish to make their own roundover edges on corner pieces and baseboards.

The Alpha® Tile Bullnose Kit comes with everything you need to profile and polish the edges of stone and porcelain tiles. It is a goof-proof hand-held application, easy to operate and produces a superior professional finish every time. Save time and money, use the Alpha® Tile Bullnose Kit.



TILE BULLNOSE KIT

- Kit Includes: VSP-120, Variable Speed Wet Polisher*
 Profiler B (PFB101)
 4" Ceramica EX Polishing Discs
 4" Flexible Backer Pad
 Apron
 Tools for Tile Contractors DVD

PART NO.	DESCRIPTION
5480-1200	Tile Bullnose Kit

*VSP-120, has an added splash sleeve to cover the motor housing for added protection. Photo shown on page 55.

Create A Factory Finish Without The Mess



The Alpha® Dry Tile Bullnose Kit was designed to create a bullnose edge on tile or stone and polish it to a factory quality finish with a few simple hand-held tools without the mess of dust or water.

- Virtually dust-free shaping and polishing application!
- Polishing speed increased by 33% as compared to 4” system!
- Polishing pad life is double that of the 4” disc!
- Convenient and fast installation of tile as no drying time is needed!
- System can be also used wet which can increase quality, cost-performance and minimize the water splash!

The kit includes:

1. The newly developed 5” wet/dry variable speed electric polisher (WDP-120)
2. A new vacuum-brazed grinding cup wheel (VDR505H)
3. Backer pad (GP55/8RG)
4. 5” Ceramica Dry polishing discs (CD50KIT).
5. Also, you can add an optional a HEPA Vacuum for a safe, environmentally-friendly application. The 5” diameter tooling promotes a fast, accurate operation for edge finishing.
6. A DVD showing the kit in action as well as other related products is included.



DRY TILE BULLNOSE KIT

PART NO.	DESCRIPTION
5480-1220	Dry Tile Bullnose Kit
5480-1225	Dry Tile Bullnose Kitw/HEPA Vacuum

*See page 63 Ecoguard Type G for Grinding Applications
 *See page 64 for the HEPA Dry Vacuum 10-Gal



Introducing Alpha® Turboshine, a new polishing system for seamless countertop installations and scratch removals for natural and engineered stones.

Equipped with the newly designed “Dual Adapter System”, the vibration during operations is dramatically reduced. This new system allows you to utilize the optimum disc type and grit for the application without changing the drive system. The Dual Adapter System has improved user-convenience and reduced the downtime between grits.

The Turboshine System comes with rigid and flexible discs including the famous Alpha® Buffs along with a new and unique # 2000 grit disc designed to bring back the original surface condition of Engineered Stone and Quartz Surfaces. The finest results can be accomplished by selecting the appropriate tooling for the choice of stone. The Turboshine provides the best results for not only Granites and Engineered Stones/Quartz Surfaces, but also for the most difficult marbles such as green and black. In addition, the system works great on Crystallized Glass and Concrete Slabs! .

Now available with a Final Polishing wheel to achieve the highest possible shine!

PART NO.	SIZE	GRIT	COLOR	TYPE
TSR30100R	3"	100	BLUE	Rigid
TSR30200R	3"	200	YELLOW	Rigid
TSR30500R	3"	500	RED	Rigid
TSR31000R	3"	1000	DARK GREEN	Rigid
TSR32000R	3"	2000	LIGHT GREEN	Rigid
TSR33000R	3"	3000	BROWN	Rigid
TSR3BLACK	3"	BUFF	BLACK	Rigid
TSR3WHITE	3"	BUFF	WHITE	Rigid
TSF30100R	3"	100	BLUE	Flexible
TSF30200R	3"	200	YELLOW	Flexible
TSF30500R	3"	500	RED	Flexible
TSF31000R	3"	1000	DARK GREEN	Flexible
TSF32000R	3"	2000	LIGHT GREEN	Flexible
TSF33000R	3"	3000	BROWN	Flexible
TSF3BLACK	3"	BUFF	BLACK	Flexible
TSF3WHITE	3"	BUFF	WHITE	Flexible
TSE32000R	3"	2000	LIGHT GREEN	Flexible/ Engineered Stone
DAS35/8PD	3"	—	—	Adapter



White Buff

Turboshine has expanded the series with the addition of White Buff. It is available in two new styles: flexible and rigid. The Rigid Turboshine style replaces Twistouch Turbo White Buff, while the flexible offers the additional option of flexibility when using the Turboshine system.



*See product chart on page 75

Alpha® Turboshine - For Crystallized Glass / Glass2 Slabs

Introducing a new Turboshine series designed to polish pure white Crystallized Glass and Glass2 slabs. This new polishing system produces a crystal clear edge on straight and beveled edges without a hazy cloud. Thanks to "Tsuya", the final polishing wheel, that enhances the polish without generating the heat that could crack the vitreous materials.



TURBOSHINE FOR CRYSTALLIZED GLASS/GLASS2

PART NO.	SIZE	GRIT	COLOR	TYPE
TSG30200R	3"	200	YELLOW	Rigid
TSG30500R	3"	500	RED	Rigid
TSG31000R	3"	1000	DARK GREEN	Rigid
TSG32000R	3"	2000	LIGHT GREEN	Rigid
TSG3TSUYA	3"	Tsuya Final Polish	BLACK	Rigid

DUAL ADAPTER SYSTEM

This system allows you to utilize the optimum disc type and grit for the application without changing the drive system. The Dual Adapter System has improved user-convenience and reduced the downtime between grits.

PART NO.	SIZE	GRIT	COLOR	TYPE
DAS35/8PD	3"	—	—	Adapter





Create a stylish textured finish to your work piece by using the new Alpha® Antique Brushes. Developed with TYNEX®A filament from DuPont, to ensure safety and exceptional performance, these brushes are available in 4" and 5" sizes. They utilize a snail lock adapter (SFAT-5/8, PVA-5/8) and can be used on the most popular edge polishing machines, hand-held sanders and polishers. Both sizes are available in grits of #60, #120, #240 and #320 and can be used on all Natural and Engineered Stones!



ANTIQUE BRUSH WHEEL

PART NO.	SIZE	TYPE	GRIT
AB4060	4"	Snail Lock	60
AB4120	4"	Snail Lock	120
AB4240	4"	Snail Lock	240
AB4320	4"	Snail Lock	320
PVA-5/8	4"	Adapter	—
AB5060	5"	Snail Lock	60
AB5120	5"	Snail Lock	120
AB5240	5"	Snail Lock	240
AB5320	5"	Snail Lock	320
SFAT-5/8	5"	Adapter	—
SFAT-M18	5"	Adapter	—

**See page 74 for Ceramica TF a flexible Diamond Disc for Texture Finishes*

FEATURES

- Create a Textured Finish on the edge and surface of Engineered Stone/Quartz Surfaces. Can be used on other stone such as granite.




Traditional polished finishes are giving way to honed or textured finishes. This process is much the same as the polishing process. However, the last steps that bring the stone to a mirror polish are halted, leaving a smooth, satin, non-reflective finish which softens the color and reduces the gloss of the stone.

Alpha® is proud to introduce Ceramica TF, a flexible resin pad designed to achieve that textured finish look. Heat sintered in a mold with a durable resin compound, these discs are extremely flexible with consistent performance. After prepping the edge of your work piece with a #150 or #200 wet diamond polishing pad, use the TF sequence of four 4" flexible discs, Positions 0 thru 3 with a rubber backer pad on any wet polisher, to effortlessly create a textured look on internal corners and sink rims. When combined with the Alpha® Antique Brushes for machine application, Ceramica TF is the perfect solution for textured finishes on Engineered Stone/ Quartz Surfaces.



CERAMICA TF Kit


*See page 73 for Antique Brush Wheels for Texture Finishes



CERAMICA TF

PART NO.	SIZE	TYPE	COLOR	DESCRIPTION
TFR4000	4"	Hook & Loop	Orange	Pos 0
TFR4001	4"	Hook & Loop	Red	Pos 1
TFR4002	4"	Hook & Loop	Green	Pos 2
TFR4003	4"	Hook & Loop	Light Green	Pos 3
TF40KIT	4"	Hook & Loop	ALL	ALL

HAND POLISHING SYSTEM



CERAMICA EX FOR ALL MATERIALS

Alpha®, the manufacturer of the “Original Ceramica Polishing Discs”, has created the next generation of polishing discs, Ceramica EX. With the proliferation of engineered stones, Alpha® recognized the need for polishing discs that could work effectively on these challenging new surfacing products. After extensive research and development, Alpha® established the diamond and bond formula best suited for today’s engineered stones, the result: Ceramica EX. Our research determined something else; Ceramica EX works extremely well on all natural stones, too. As a result, Ceramica EX can fulfill all the needs of all stone fabricators; one set of polishing pads that can produce a high quality shine on granite, engineered stone, quartz surfaces, marble (including hard to polish black and green), terrazzo and porcelain tile and slab. Ceramica EX pads work quickly to achieve desired results. They are cost-effective, long-lasting and made from the highest quality raw materials. Ceramica EX pads are extremely flexible, too. They are great for polishing inside corners and a tight radius. Use the Alpha® 2” Flexible hook and loop Backer Pad on really tight curves. Available in 3”, 4” and 5” size discs.



CERAMICA EX KIT

**See page 60 for Flexible Backer Pads*



FEATURES

- The Best Resin Pad for Engineered Stone and Soft Marble

HOOK AND LOOP		3"	4"	5"
GRIT	COLOR	PART NO.	PART NO	PART NO.
200	YELLOW	EX30200R	EX40200R	EX50200R
500	RED	EX30500R	EX40500R	EX50500R
1000	DARK GREEN	EX31000R	EX41000R	EX51000R
2000	LIGHT GREEN	EX32000R	EX42000R	EX52000R
3000	BROWN	EX33000R	EX43000R	EX53000R
ALL	Assortment	—	EX40KIT	—



Alpha® delivered the first flexible diamond polishing discs called Ceramica Polishing System to the US stone industries that made what seemed to be an impossible task possible. Ceramica was adapted in the monument fabrication shop first to achieve the highest degree of polish with ease that lasts for generations which became the standard. Now introducing Ceramica EDGE, that is a re-formulated version for stone fabricators who produce granite countertops day in and day out. This new all-resin bond polishing system polishes granite edges fast and produces a high-quality polish that matches the edge to the slab surface. The discs are backed with a “hook & loop” material allowing for quick disc changes and use on popular hand-held wet polishers. The grit sequence of #80, #150, #300, #500, #1000, #2000 and #3000 that can be interchanged with any other Ceramica 3-part polishing system. Choose Ceramica EDGE to save time & money and gain that Competitive EDGE!



CERAMICA
EDGE



CERAMICA EDGE KIT



PART NO.	SIZE	GRIT	COLOR
CE40080R	4"	80	BLUE
CE40150R	4"	150	YELLOW
CE40300R	4"	300	ORANGE
CE40500R	4"	500	RED
CE41000R	4"	1000	DARK GREEN
CE42000R	4"	2000	LIGHT GREEN
CE43000R	4"	3000	BROWN
CE40KIT	4"	ALL	Assortment

Alpha® Ceramica is a three-part system for polishing granite, hard marble and porcelain. Utilizing the best grade industrial diamonds and the best bond materials, Alpha® Ceramica is sure to provide the best possible finish on your polished stone. Alpha® Ceramica EX augments the Ceramica line allowing the fabricator to polish a variety of different materials such as engineered stone, quartz surfaces, marble, porcelain and granite.

part 1

Ceramica Vitrified and Ceramica Metal

Long lasting and aggressive design.
Rigid or flexible depending upon application requirements.
Use for light shaping work, smoothing and preparing for the polishing process.



Ceramica Resin, Ceramica EX and Ceramica Edge


Fine grade diamonds are heat sintered in a hard resin bond within a flexible matrix.
Each grit covers the previous grit, and through the process closes the pores for a natural polish.
After the last grit, a solid natural polish is achieved.

part 2

part 3

Ceramica Buff

Super fine abrasive disc that brings out a deep glossy reflection with a mirror finish.
Use in place of messy polishing powders and dangerous chemicals for final polishing.



APPLICATION	VITRIFIED	RESIN	METAL
Ogee Edge	NR	R	HR
UndermountSinkHole	NR	R	HR
Inside Corners	NR	R	HR
Bullnose	HR	R	R

(Applicable up to 300 Grit)

PERFORMANCE	VITRIFIED	RESIN	METAL
Durability	HR	R	HR
Flexibility	R	HR	HR
Cutting	HR	R	HR


POLISHING AREAS	VITRIFIED	RESIN	METAL
Concave	R	HR	HR
Convex	HR	R	R
Flat	R	NR	HR

Alpha® Ceramica is designed for a variety of applications and can be used in the polishing shop at the job site. A long time standard in the fabrication area, there are no other systems with the same capability for a deep gloss finish.

KEY: HR = Highly Recommended

R = Recommended

NR = Not Recommended



CERAMICA METAL

Alpha® Ceramica Metal is specifically designed for polishing harder types of natural stone such as granites. Alpha® Ceramica Metal discs are the workhorses of the Alpha® Ceramica line. Available in 60, 150 and 300 grits, the Alpha® Ceramica Metal discs are designed to improve the quality of the preparation work required to bring out the deep glossy finish that only Alpha® Ceramica can produce. Fabricators love the ease with which they can begin polishing in tight, difficult to reach areas such as internal corners, inside rim of sink holes, and any concave area. Tile contractors will experience excellent results on the profile and curved edges. Monumentalists will be able to polish any curved or flat portion of monuments. Only Alpha® Ceramica Metal has the hardness of a metal bond diamond in


a flexible resin bond disc. This unique combination gives Alpha® Ceramica Metal a long life and superior aggressiveness compared to a standard resin bond diamond disc. These discs work well on granite, engineered stone and porcelain slab.

HOOK AND LOOP		3"	4"
GRIT	COLOR	PART NO.	PART NO.
60	BLUE	FD30060M	FD40060M
150	YELLOW	FD30150M	FD40150M
300	ORANGE	FD30300M	FD40300M

*See page 26 for Contour Blade to Cut Sinkhole

FEATURES

- Best Combination with Aggressive Cutting Performance and Flexibility
- Exclusive Item - Available only from Alpha Professional Tools®




CERAMICA VITRIFIED

Alpha® Ceramica Vitrified discs are specifically designed to handle the hard job of removing saw marks and grinding marks in order to prepare the stone for polishing. Alpha® Ceramica Vitrified discs are ideal for the bullnosed or profiled edge, but also work very well on all curved edges. The vitrified bond is a compressed diamond impregnated pellet surrounded by plastic. This gives the disc a unique aggressiveness that is needed to remove difficult grinding marks. Only Alpha Professional Tools® offers this advanced style disc. Available in 60, 150 and 300 grits, Alpha® Ceramica Vitrified discs are aggressive and long lasting. This assures a professional start in the polishing process. The long life and consistent performance make Alpha® Ceramica Vitrified discs a cost-effective investment.

HOOK AND LOOP		3"	4"	5"
GRIT	COLOR	PART NO.	PART NO.	PART NO.
60	BLUE	GP30060V	GP40060V	GP50060V
150	YELLOW	GP30150V	GP40150V	GP50150V
300	ORANGE	GP30300V	GP40300V	GP50300V

FEATURES

- 60 Grit is recommended after Router Bit application
- Exclusive Item - Available only from Alpha Professional Tools®



**CERAMICA
RESIN**

Alpha® Ceramica Resin discs are the backbone of the polishing process. These high performance discs provide the best possible professional polish on the curved edges of granite. Heat sintered in a mold with a durable resin compound, these discs are extremely flexible with consistent performance. The Alpha® Ceramica Resin discs are available in 150, 300, 500, 1000, 2000, and 3000 grits. This grit sequence is specifically formulated to provide the best possible finish. Alpha® Ceramica Resin discs are designed for wet granite hand polishing and work extremely well in tight curved areas such as inside sinkholes for undermount sinks. Alpha® Ceramica Resin discs are a winning combination of cost-effectiveness and superb results.

HOOK AND LOOP		3"	4"	5"
GRIT	COLOR	PART NO.	PART NO.	PART NO.
150	YELLOW	GP30150R	GP40150R	GP50150R
300	ORANGE	GP30300R	GP40300R	GP50300R
500	RED	GP30500R	GP40500R	GP50500R
1000	DARK GREEN	GP31000R	GP41000R	GP51000R
2000	LIGHT GREEN	GP32000R	GP42000R	GP52000R
3000	BROWN	GP33000R	GP43000R	GP53000R



CERAMICA BUFF

Alpha® Ceramica Buff is the key to the difference from a standard polished edge to a deep glossy finish. Unlike the rest of the Alpha® Ceramica product line, a large amount of water is not required. The utilization of a natural process to bring out the glossy shine is exclusive to these pads. By using this disc in your polishing process, no dangerous chemicals are necessary to achieve a high final polish. Alpha® Ceramica Buff is a heat compressed disc that combines tin and aluminum oxide powders with a natural fiber in a flexible disc. Available in black for dark stones and white for light colored stones, Black Buff is the only disc that will successfully bring up the shine on the black granites such as Black Pearl and others. For an especially super high gloss, use both the black and white discs in sequence.

HOOK AND LOOP		3"	4"	5"
GRIT	FACE COLOR	PART NO.	PART NO.	PART NO.
BUFF	BLACK	GP3BLACK	GP4BLACK	GP5BLACK
BUFF	WHITE	GP3WHITE	GP4WHITE	GP5WHITE




Alpha® Diamond Hand Pads are used to perform convenient, on-site polishing, on materials such as glass, ceramics, marble, granite, concrete, terrazzo and quartz surfaces. This system is available in two bond types to provide the best possible finish.

**May be used for wet or dry applications.*

ELECTROPLATED GRITS:

This type of pad uses nickel plating technology to hold each individual diamond in place and is available in 60, 150, 300 and 500 grits.



RESIN GRITS:

This type has a finer diamond grit than electroplated pads. The resin bond is coated on a special backing material and is available in 1000, 2000 and 3000 grits best suited for honing to polishing.



 *See pages 83, 84 & 85 for PVA Polishing System
 *See page 22 for the Ultimate Wet Blade for Cutting Glass Tiles
 *See page 49 for a Premium Bit for Drilling Anchor Holes

PART NO.	TYPE	GRIT	COLOR
DHP0060	Electroplated	60	Blue
DHP0150	Electroplated	150	Yellow
DHP0300	Electroplated	300	Orange
DHP0500	Electroplated	500	Red
DHP1000	Resin Bond	1000	DarkGreen
DHP2000	Resin Bond	2000	LightGreen
DHP3000	Resin Bond	3000	Brown
DHPKIT	Set of All 7		



Alpha® has expanded its line of polishing pads to now include a dry version of the superior Ceramica Resin. These new pads utilize a new process to make the diamond layer thicker, thus creating better quality results and a longer life than typical dry resin pads. Ceramica Dry is perfect for all natural stones and cement-based composites such as concrete and terrazzo. They are hook and loop backed and utilize Alpha® Backer Pads. They are available in 4" and 5" sizes and have grits of 60, 200, 500, 1000, 2000, and 3000. The grit sequence is specifically formulated to provide the best possible finish.



CERAMICA DRY® FOR ALL NATURAL STONES

**When Used Wet, Cosentino® Recommends for Dekton®*

HOOK AND LOOP		4"	5"
GRIT	COLOR	PART NO	PART NO
60	BLUE	CD40060R	CD50060R
200	YELLOW	CD40200R	CD50200R
500	RED	CD40500R	CD50500R
1000	DARK GREEN	CD41000R	CD51000R
2000	LIGHT GREEN	CD42000R	CD52000R
3000	BROWN	CD43000R	CD53000R
ALL	Assortment	CD40KIT	CD50KIT



CERAMICA DRY KIT

FEATURES

- The Best Resin Pad for all Natural Stones and Cement-based composites.

- *See page 60 for Flexible Backer Pads
- *See page 56 for a Portable Electric Polisher
- *See page 70 for Dry Tile Bullnose Kit
- *See page 53 for WDP- 120 Wet/Dry Polisher
- *See page 61 for Ecoguard Type G
- *See page 64 for HEPA Dry Vacuum

For Marble Polishing

Alpha® Sandpaper discs consist of a waterproof hook and loop backed material combined with a silicon carbide abrasive, which is the perfect combination for use on marbles and softer types of natural stone. It resists clogging when used wet, thus extending the life of the disc. The discs can be used dry if necessary and are very durable. The hook and loop backing makes disc changes simple. Alpha® Sandpaper can also be used to polish glass, metal and wood. Used with our standard backer pads, our Twistouch backing system or the GV5000 backer pad, Alpha® Sandpaper is sure to give you the best results.

For an extra high glossy finish, use the Alpha® Felt Wheel with a buffing compound to finish the polishing process.

HOOK AND LOOP	4"	5"
GRIT	PART NO.	PART NO.
80	MP40080	MP50080
120	MP40120	MP50120
240	MP40240	MP50240
320	MP40320	MP50320
400	MP40400	MP50400
500	MP40500	MP50500
600	MP40600	MP50600
Assortment	MP40KIT	MP50KIT
50 pieces per pack		



SANDPAPER

*See page 60 for GV , Rigid and Flexible Backer Pads

GRIT	PART NO.	PART NO.
80	SMP40080	SMP50080
120	SMP40120	SMP50120
240	SMP40240	SMP50240
320	SMP40320	SMP50320
400	SMP40400	SMP50400
500	SMP40500	SMP50500
600	SMP40600	SMP50600
5 pieces per pack		

Alpha® Felt Wheels - For Polishing with Powder

The Alpha® Felt Wheel is a very popular material for the final buff process in stone fabrication. Alpha® Felt Wheels are hook and loop backed buffing wheels designed for use with polishing powders, polishing pastes, and polishing bars to bring out a deep glossy finish on marble and delicate granite edges such as ogees & bullnoses. Marble fabricators love the luster they obtain. Monumentalists like the durability of the Alpha® Felt Wheel. Tile contractors will rave about the glossy finish they can present to their customers. designed Alpha® Felt Wheels specifically to hold up to the acidic contents of most polishing compounds and heat that is typically generated during the final polishing process. Alpha® Felt Wheels are 1/4" thick and have the perfect degree of hardness versus softness. These factors combined with the easy use of the hook and loop backing, make Alpha® Felt Wheels the best available final polishing discs for marble.



FELT WHEEL

PART NO.	SIZE	TYPE
FW30250	3"	Hook & Loop
FW40250	4"	Hook & Loop
FW50250	5"	Hook & Loop

FEATURES

- Can be used for Floor Polishing Application Too

*See page 79 for Ceramica Buff to Eliminate Messy Powder Application



The Alpha® PVA VP Polishing System was developed to polish softer stones such as marble, travertine and limestone. This system is ideal for baseboard, corner and countertop edge applications. Fast working and-lasting, the Alpha® PVA VP Polishing System is easy to use and works well on most common high-speed grinders, sanders and polishers. It can be used for other applications such as on the edges of glass, ceramics, woods and metals; particularly for stainless steel. It can also be used for paint removal, as the material will not clog. Stone fabricators will find the Alpha® PVA VP Polishing System very effective on contours, edges and irregular surfaces such as chamfers, roundovers, and other types of curved or rounded edges. Tile and floor installers will find that this system works great on the profiled edge of baseboards and corner tiles. The Alpha® PVA VP Polishing System is formulated with a silicon carbide abrasive and a polyvinyl alcohol bond which is color-coded for ease of operation. The combination of this bond and abrasive gives it a long life at an affordable price. The Alpha® PVA VP Polishing System is available with a straight 7/8" arbor or a 5/8"-11 disposable zinc hub for your convenience.

PART NO.	SIZE	MAX RPM	ARBOR	FINISH	GRIT
SPVA45W	4-1/2"	13,200	7/8"	Extra Coarse	40
SPVA45R	4-1/2"	13,200	7/8"	Coarse	80
SPVA45B	4-1/2"	13,200	7/8"	Medium	220
SPVA45G	4-1/2"	13,200	7/8"	Fine	400
SPVA45Y	4-1/2"	13,200	7/8"	Extra Fine	600
SPVA45WH	4-1/2"	13,200	5/8"-11	Extra Coarse	40
SPVA45RH	4-1/2"	13,200	5/8"-11	Coarse	80
SPVA45BH	4-1/2"	13,200	5/8"-11	Medium	220
SPVA45GH	4-1/2"	13,200	5/8"-11	Fine	400
SPVA45YH	4-1/2"	13,200	5/8"-11	Extra Fine	600

PVA VP POLISHING DISC WITHOUT HUB



PVA VP POLISHING DISC WITH HUB





**PVA POLISHER
MAKITA® STYLE**

Alpha® PVA MK Style is a dry polishing system used to polish marble edges and is ideal for baseboard, corner and countertop edge applications. It is also excellent for job site touch-ups. Fast working and long lasting,

Alpha® PVA MK Style is easy to use and works well on most common high-speed grinders. It can be used for other applications such as the edges of ceramics, woods and metals. It can also be used for paint removal, as the material will not clog. Marble shops will find Alpha® PVA MK Style very effective on contours, edges and irregular surfaces such as chamfers, bead molding, and other types of curved or rounded edges. Tile and floor installers will find that Alpha® PVA MK Style works great on the profiled edge of baseboard tiles. All users will find this product is ideal for use in conjunction with the Marble Profile Wheel. Alpha® PVA MK Style is formulated with a silicon carbide abrasive and a polyvinyl alcohol bond that is color-coded for ease of operation. The combination of this bond and abrasive give Alpha® PVA MK Style a long life at an affordable price.



PVA MK STYLE

PART NO.	DIAMETER	MAXIMUM RPM	ARBOR	FINISH	GRIT	QTY.
PVAMSW	4"	12,000	5/8"	EXTRA COARSE	40	10
PVAMSR	4"	12,000	5/8"	COARSE	80	10
PVAMSB	4"	12,000	5/8"	MEDIUM	220	10
PVAMSG	4"	12,000	5/8"	FINE	400	10
PVAMSY	4"	12,000	5/8"	EXTRA FINE	600	10
PVAMSK	4"	12,000	5/8"	ASSORTMENT	ALL	10

*See page 22 for Vetro Blade for Glass Cutting application

*See page 52 for the new HSG-125 High-speed Angle Grinder

PART NO.	DIAMETER	MAXIMUM RPM	ARBOR	FINISH	GRIT	QTY.
SPVAMSW	4"	12,000	5/8"	EXTRA COARSE	40	1
SPVAMSR	4"	12,000	5/8"	COARSE	80	1
SPVAMSB	4"	12,000	5/8"	MEDIUM	220	1
SPVAMSG	4"	12,000	5/8"	FINE	400	1
SPVAMSY	4"	12,000	5/8"	EXTRA FINE	600	1



**ALSO AVAILABLE
IN SINGLE PACK**



PVA QC

Alpha® PVA QC System is a low speed version of the original "MK style" PVA and is designed for use on an aluminum snail lock backer plate specifically developed for low speed polishing tools such as the AWP-158 and the AIR-658. Alpha® PVA QC will work on all of the same applications as the "MK style" PVA with the same excellence and quality. Marble shops, tile installers or anyone else that already has access to a low speed polishing tool will find that the Alpha® PVA QC system will speed up their productivity. The aluminum backer plate is attached to the polishing tool and each of the pads has a snail lock adapter. The adapter simply fits into place and locks on with a twisting motion. To remove the pads simply untwist and remove, then replace with the next grit. This "QC" process saves time, increases productivity and is an Alpha® exclusive.

*See page 22 for Vetro Blade for Glass Cutting application

*See page 80 for Diamond Hand Pads

*See page 81 for Ceramica Dry

*See page 82 for Sandpaper

PART NO.	DIAMETER	MAXIMUM RPM	ARBOR	FINISH	GRIT	QTY.
PVAQCW	4"	4,000	Q-C	EXTRA COARSE	40	5
PVAQCR	4"	4,000	Q-C	COARSE	80	5
PVAQCB	4"	4,000	Q-C	MEDIUM	220	5
PVAQCG	4"	4,000	Q-C	FINE	400	5
PVAQCY	4"	4,000	Q-C	EXTRA FINE	600	5
PVAQCK	4"	4,000	Q-C	ASSORTMENT	ALL	5



PART NO.	DIAMETER	MAXIMUM RPM	ARBOR	FINISH	GRIT	QTY.
SPVAQCW	4"	4,000	Q-C	EXTRA COARSE	40	1
SPVAQCR	4"	4,000	Q-C	COARSE	80	1
SPVAQCB	4"	4,000	Q-C	MEDIUM	220	1
SPVAQCG	4"	4,000	Q-C	FINE	400	1
SPVAQCY	4"	4,000	Q-C	EXTRA FINE	600	1



ALSO AVAILABLE
IN SINGLE PACK

PVA-5/8	4"	QUICK CHANGE SNAIL LOCK ADAPTER			5/8" - 11	1
---------	----	---------------------------------	--	--	-----------	---

Alpha Professional Tools® leads the way with an innovative product designed to quickly remove common rust stains from natural stone surfaces or other types of material such as concrete, brick, terra cotta, Mexican tile, or other hard porous surfaces. This unique product comes as a pre-mixed gel in 14-ounce tubes and is easily applied to rust stained areas. The RSR-2000 is specially formulated to work extremely fast and will immediately begin to work upon contact with rust. In most cases, the RSR-2000 will completely remove a rust stain within 5 minutes or less. Alpha Professional Tools® has designed this highly efficient product as a non-hazardous chemical that is safe to use and will not harm the environment. Since this product is spreadable because of its gel format, large areas can quickly be covered in short amounts of time. A versatile product, RSR-2000 can be used in a variety of areas such as floors, countertops, vertical surfaces and exterior areas. If you have rust stains, RSR-2000 is the best product for you.



RSR-2000

FEATURES

- RSR-400G Covers Approximately 4 Square Feet

PART NO.	CONTAINER
RSR-040G	1.4oz (40g)
RSR-400G	14oz (400g)

Alpha® Poultice Stain Removers are premixed and are designed for easy application. Simply mix with water, apply to the stained area and cover with plastic for 24 hours. As the stain remover dries it draws the stain from the stone. The Alpha® Stain Removers afford an easy solution to common stain problems and can be used horizontally or vertically on interior as well as exterior applications. They are available in two types. Each type is designed for specific types of stains. It is vital that the stain be properly identified before selecting the type of stain remover. It is also necessary to identify where the stain originated from in order to prevent it from reoccurring. Difficult stains may require more than one application before the stain is successfully removed. Alpha® Stain Removers are safe and will not affect the surface of the stone. Please refer to our technical notes for proper questions and solutions.

Alpha® General Stain Remover

Designed for the removal of most organic based stains, such as, oil, coffee, tea and food stains. Alpha® General Stain Remover will remove most common stains with ease.



Alpha® Rust Stain Remover

Designed to remove ferrous oxide (rust) stains caused by iron, copper, bronze or other metals. It is important to remember that iron is sometimes present in most types of natural stones and stains from these natural iron minerals will be difficult, if not impossible, to remove.

FEATURES

- Poultice Covers Approximately 15 Square Feet

PART NO.	CONTAINER	DESCRIPTION
ADGSR-05	5LBS	Organic Based Oil, Coffee, Tea, Food
ADRSR-05	5LBS	Metal Based Iron, Rust, Copper, Bronze



Designed with stone fabricators in mind, this kit comes with everything you need for scratch removal and seam polishing in the field. Start with the How-To Video to learn the proper scratch removal technique, then utilize the Alpha® Twistouch Turbo system to polish the flat surface without the wavy finish caused by most flexible polishing discs. The AWP-158 comes with a “C” handle and a flat polishing caster designed to improve stability during scratch removal and seam polishing for superior results. Expand your client base and offer this value added post-installation service by using the Alpha® Scratch Removal Kit!

Kit Includes:

AWP-158, Portable Electric Polisher

Twistouch Turbo System:

TSR30100R

TSR30200R

TSR30500R

TSR31000R

TSR32000R

TSR33000R

TSRBLACK

DAS35/8PD - 5/8"-11 Thread Adapter

Apron

Scratch Removal DVD



SCRATCH REMOVAL KIT

**See page page 71 for Turboshine for Flat Granite Polishing*

PART NO.	DESCRIPTION
5480-1600	Scratch Removal Kit



Alpha® Pre-Fabricated Granite Blank Fabrication and Installation DVD



Alpha® is proud to release the second DVD in their series of educational training videos. This video focuses on fabricating and installing pre-fabricated granite blanks. These pre-fabricated materials are more popular than ever due to the ease of handling and the small amount of work to make a custom countertop. The video walks the viewer through the various steps to complete three different levels of projects. Starting from a small vanity top, to a custom double-sink vanity and finally a large custom kitchen countertop and peninsula. For anyone who wants to learn the proper techniques to make a beautiful countertop with ease, this video is for you!

Project 1 - Vanity Kit

– Learn the basics for installing a ready-made vanity top including anchor installation.

Project 2 - Custom Vanity

– Learn the techniques for trimming, polishing and installing a double-sink vanity top. Topics include cutting, rodding, profiling, polishing, drilling, caulking and sealing.

Project 3 - Large Kitchen

– This project teaches the viewer all of the tools to turn a pre-fabricated blank into a custom kitchen countertop. It shows how to template, cut edges and grooves, methods for sink cutouts, and seaming pieces together for long counters. In addition, it shows the proper techniques for polishing, drilling faucet and anchor holes, as well as the finishing touches such as caulking and sealing.

PART NO.	DESCRIPTION
170018	Alpha® Pre-Fabricated Granite Blank Fabrication & Installation DVD

Alpha® Granite Countertop Fabrication and Installation DVD



With the increasing demand for custom fabrication and installation of kitchen countertops and bathroom vanities, Alpha Professional Tools® has created a new educational product line for our customers. Granite Countertop Fabrication and Installation is the newest educational DVD produced by Alpha®. This step-by-step DVD guides the viewer through all phases of production including purchasing materials, fabrication techniques, installation and presentation to your client. Learn specialized techniques that are used to create superior results.

PART NO.	DESCRIPTION
170002	Alpha® Granite Countertop Fabrication and Installation DVD

Alpha® Kits

The Alpha® has created a series of specialized kits to provide the installer with a great selection of fabrication tools to efficiently customize project installations.

PART NO. 5480-7350

Pre-Fabricated Granite Starter Kit



"Efficiently Customize Project Installations"

Kit Includes: AWS-125, AWS-UCAM, GR-AG04 GR-AG12, DEE005, HR03A+, CCB005, VSP-120, PFB051, PFZ301, DCB01375, GP25/8PD, GP35/8PD, GP45/8PD, EX40200R, EX40500R, EX41000R, EX42000R, EX43000R, APRON5140, DVD-170018 and Tools Booklet 172008

PART NO. ECGKIT125 / 225

Ecogrinder Caddy Kit



"Complete Floor Polishing System"

Kit Includes: Ecogrinder (ECG-125), Caddy for Ecogrinder (ECOCAD125) and Dust Bag Carriage (ECOCARS)

PART NO. 5480-1800

Wet Sinkhole Cutting Kit



"Convenient Curve Cutting Solution"

Kit Includes: HSG-125 High-Speed Angle Grinder, CCB005 and WBCKIT

PART NO. 5480-3100

Dry Porcelain Tile Cutting Kit



"Dynamic-Duo for Tile Contractors"

HSG-125 5" High-Speed Angle Grinder, and 4" Katana Blade (DPT100)

PART NO. ECOWKIT

Ecoguard Type W Kit



"Perfect for Tuckpointing"

Kit Includes: Ecoguard Type W Dust Collection Cover and 18" Flexible Connector Hose (500026)

PART NO. ECGKIT

Ecoguard Type G Kit



"A Dust-free Grinding Solution"

Kit Includes: Ecoguard Type G Dust Collection Cover and 18" Flexible Connector Hose (500026)

PART NO. WBCKIT

Wet Blade Cutting Kit



"Turns a Dry Grinder into a Wet Cutting Tool"

Kit Includes: Safety Guard, Water Hose and Connectors, and a Ground Fault Circuit Interrupter

*see page 30 for the Countertop Trim Kit a complete Trim Kit for that custom look

*see page 69 for the Tile Bullnose Kit for creating a Quality Factory Finish Bullnose Edging

*see page 87 for the Scratch Removal Kit for Seam Polishing and Scratch Removal

INDEX

- A**
Accessories
 Corner Nippers 66
 Corner Ruler 67
 Drill Bit Guide 49
 Dust Bag Carriage 65
 Gloss Checkers 63
 Guide Rail 31
AIR-300 58
AIR-658 57
Antique Brush Wheel 73
Apron 68
AWP-158 56
AWS-110 2
AWS-125 3
EZ Thin Tile Cutters 34
- B**
Backer Pads
 Flexible 60
 GV 60
 Rigid 60
Beveling Auxiliary Base 59
Blade Accessories 33
Blade Chart 1
- C**
Carriage Assembly 2, 3
Ceramica
 Buff 79
 Dry 81
 Edge 76
 EX 75
 Metal 78
 Resin 79
 TF 74
 Three-Part System 77
 Vitrified 78
Contour Blades
 Granite and Engineered Stone 27
 Marble 27
Cordless Saw Blade
 Tile 24
 Glass 24
Corner Nippers 66
Corner Ruler 67
Countertop Trim Kit 30
- D**
Diamond Hand Pads 80
Drilling
 Dry Core Bits 51
 Electroplated Drill Bits 49
 Vacuum Brazed Trimmer Bits 49
 Wet Core Bits 50
Dry Porcelain Tile Cutting System 32
Dry Tile Bullnose Kit 70
Dual Adapter System 72
Dust Bag Carriage 65
- E**
Eclipse Blades
 Eclipse II 9
 Eclipse Q 10
Ecocaddies 65
Ecocutter 5
 Concrete Profiling Wheel 5
 Crack Chasing Wheel 5
 Hot-Rod For Grout Removal 5
Ecocutter Dry Tile Cutting System 4
Ecogrinder 54
Ecoguards
 Type W 62
 Type C 61
 Type G 63
- F**
Felt Wheels 82
Flange 32
- G**
Gloss Checkers 66
Grinding Wheels
 DG Style 48
 DS Style 48
Grinding Wheel Adapters 48
Groove Cutter 28
Guide Rail System 31
- H**
Hepa Dry Vacuum 64
Hot-Rod Blades 29
HSG-125 52
- K**
Katana 11
Kits 89
- L**
Libero 8
- M**
Marble Profile Wheel 30
Moisture Test Kit
- N**
Numero Uno 17
- P**
Plus 6
Porcellana 18, 19
Profiler
 B-Series 36
 E-Series 40
 EQ-Series 35
 F-Series 41
 Q-Series 42
 RE-Series 37
 V-Series 38
 Z-Series 39
- PVA**
 VP Style 83
 MK Style 84
 QC Style 85
- Q**
Quad 7
Quad Adapter 25, 33
- R**
Rescue Blade 14
RSR-2000 86
- S**
Safety Glasses 68
Sandpaper 82
Segmented Grinding Cup Wheel 54
Scratch Removal Kit 87
Sonic 21
Spike Diamond Disc 43
Stain Removers 86
Surfacer Grinding Cup Wheels 47
- T**
Tile Bullnose Kit 69
Training DVD Series
 Granite Countertop Fabrication 88
 Pre-Fabricated Granite Blank 88
Trim Master 13
Tuck Point Wheel 12
Turboshine 71
 Buff 72
 Crystallized Glass 72
Typhoon 20
- U**
Ultracut
 APR Series 16
 GPM Series 15
- V**
Vetro 22
Vetro for Portable Rail Saw 23
Vexcel Grinding Disc 45
Vextra Diamond Grinding Disc 44
VFlex Flexible Sanding Disc 46
Vortex
 Vortex for Granite and Engineered Stone 25
 Vortex for Marble 25
VSP-120 55
- W**
WDP-120 53

Catalogs and Booklets

Alpha® has organized its product catalogs to best serve the needs of our customers. We offer catalogs for Hand Tooling applications, Concrete applications and specialized booklets for fabricating crystallized glass, thin-panels, pre-fabricated granite blanks and metal applications. To request these catalogs, or for more information about our product line, visit our website or contact us at 800-648-7229.



Educational Materials

With the increasing demand for custom fabrication and installation of kitchen countertops and bathroom vanities, Alpha Professional Tools® has created an educational product line to include granite countertops, crystallized glass and pre-fabricated granite blank. These step-by-step videos guide the viewer through fabrication and installation techniques.



Alpha® Tool Repair Service

- Authorized repair centers in the USA and Canada
- All tool repairs carry a 30-day warranty
- Quick turn-around time
- Technical support for repair and maintenance
- Order replacement tool parts directly from Alpha®
- Loaner program available



<i>Eastern USA</i>	<i>Western USA</i>
Alpha Professional Tools 103 Bauer Drive Oakland, New Jersey 07436 Phone #: (800) 648-7229 ext. 240 E-mail: tooldesk@alpha-tools.com	A1 Industrial & eReplacementParts.com 7036 South High Tech Drive Midvale, UT 84047 Phone #: (866) 802-6383 ext. 304 E-mail: dale@ereplacementparts.com
<i>Eastern Canada</i>	<i>Western Canada</i>
The Tool Doctor - Toronto 70 Milner Ave., Unit 2 Scarborough, ON M1S 3P8 Phone #: (416) 292-2290 E-mail: info.toronto@tooldoctor.ca The Tool Doctor - Kitchener 30 Manitou Dr., Unit 1 Kitchener, ON N2C 1L3 Phone #: (519) 748-4780 E-mail: info.kitchener@tooldoctor.ca	Tool Care Plus 14-900 Village Lane PMB 152 Okotoks, AB T1S 1Z6 Phone #: (403) 777-9920 Contact: Dan Telfer E-mail: toolcareplus@hotmail.com



103 Bauer Drive • Oakland, NJ 07436
 800-648-7229 • Fax: 800-286-0114

www.alpha-tools.com

