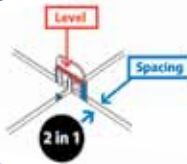


ALPHA®

TOOLS FOR
TILE & STONE
CONTRACTORS

CUTTING, PROFILING & POLISHING

PATENTED
Made in Italy



PROVIDING BETTER
SOLUTIONS
TO THE
PROFESSIONAL



VERSION 3



W E L C O M E

Alpha Professional Tools® was founded in 1986 and has become a leading manufacturer of quality tools for professionals in the natural/engineered stone, porcelain, ceramic, glass, construction, marine and automotive industries. Alpha® provides the best products for cutting, drilling, shaping and polishing all types of materials.

In addition to providing the best products in the industry, Alpha Professional Tools® offers a variety of services to support their products.



*Alpha Professional Tools® product line and pricing is subject to change at any time.
Alpha® is not responsible or liable for typographical errors.*


COMPANY INFORMATION

**103 Bauer Drive
Oakland, NJ 07436**

Hours of Operation:

8:30 a.m. – 5:00 p.m. EST

Telephone Number: 201-337-3343

Toll-Free Number: 800-648-7229

Fax Number: 201-337-2216

Customer Service Fax Number: 800-286-0114

Tool Department Fax Number: 201-337-2265

Accounting Department Fax Number: 201-337-2262

E-mail orders to: orderdesk@alpha-tools.com

E-mail Spare Parts orders to: tooldesk@alpha-tools.com

Technical Support: technicalsupport@alpha-tools.com

SALES CONTACTS BY TERRITORY:

| | | |
|----------------|--|--|
| Caribbean | 201-337-3343 | Sales-Caribbean@alpha-tools.com |
| Canada | 519-505-7900 / 226-931-4166 / 519-546-9861 | Sales-Canada@alpha-tools.com |
| Central Plains | 800-648-7229 | Sales-CentralPlains@alpha-tools.com |
| Florida | 786-570-4350 | Sales-Florida@alpha-tools.com |
| International | 201-337-3343 | Sales-International@alpha-tools.com |
| Mid-Atlantic | 804-382-5357 | Sales-Mid-Atlantic@alpha-tools.com |
| Midwest | 630-849-7105 | Sales-Midwest@alpha-tools.com |
| Mountain | 480-283-3729 / 602-337-3393 | Sales-Mountain@alpha-tools.com |
| New England | 860-933-6626 | Sales-NewEngland@alpha-tools.com |
| Northern CA | 800-648-7229 | Sales-NorthernCA@alpha-tools.com |
| Northwest | 925-428-1292 | Sales-Northwest@alpha-tools.com |
| NY Metro | 973-830-7681 | Sales-NYMetro@alpha-tools.com |
| Ohio Valley | 440-364-3759 | Sales-OhioValley@alpha-tools.com |
| Pacific | 800-648-7229 | Sales-Pacific@alpha-tools.com |
| South | 713-252-9851 | Sales-South@alpha-tools.com |
| Southeast | 678-977-1147 | Sales-Southeast@alpha-tools.com |
| Southern CA | 714-853-3476 | Sales-SouthernCA@alpha-tools.com |

Visit us on the web at:

www.alpha-tools.com

Chemical Emergency - Chemtrec:

800-424-9300

TOOLS

STONE CUTTER

- ESC-125, Wet Stone Cutter 4
- Countertop Trim Kit 6
- PSC-150, Pneumatic Stone Cutter 7
- PSC-150 Miter Cutting Kit 8
- AWS-110, Wet Stone Cutter 10
- ECC-125, Ecocutter 11
- ECC-KIT, Dry Porcelain Paver Tile Cutting System 12

GRINDERS

- PSG-125 13
- PSG-125 Diamond Cutting Kit 15
- PSG-125 Grinding Kit 15

POLISHERS

- VDP-700 Variable Speed Rotary Polisher 16
 - Wool Pads 18
 - Rotary Backer Pads 18
- VSP-320, Variable Speed Wet Polisher 19
- Scratch Removal Kit 20
- Tile Bullnose Kit 20
- WDP-320, Wet/Dry Polisher 21
- AIR-680, Ultimate Pneumatic Polisher 22
- AIR-300, Mini Pneumatic Polisher 23
- Beveling Auxiliary Base 24
- Beveling Base Starter Kit 25

CUTTING

- Cutting System Overview 26

DRY BLADES

- Plus 27
- Quad 27
- Eclipse II 28
- Eclipse Q 28
- Katana 29
- Tuckpoint 30
- Libero 31
- Trim Master 31
- Ultracut GPM Series 32
- Ultracut APR Series 32

WET BLADES

- Laminan 33
- Sonic 33
- Vetro 34
- Vetro for PRS 34
- Porcellana 35
- Porcellana for PRS 35
- Q-Cut 36
- Cordless Saw Blade for Ceramic Tile 37
- Cordless Saw Blade for Glass 37
- Vortex for Granite 38
- Vortex for Marble 38

TABLE OF CONTENTS

- Contour for Porcelain39
- Contour for Granite & Engineered Stone40
- Contour for Marble40
- Hot-Rod41
- Groove Cutter42
- Marble Profile Wheel42
- BladeMaster43
- Rescue43

BLADE ACCESSORIES

- Quad Adapters44
- Flange Adapters44
- Spike Ruler44
- Dressing Stick44
- Guide Rails45
- EZ Thin Tile Cutters46

PROFILING

- Profiler B-Series47
- Profiler Z-Series47
- Profiler V-Series48
- Profiler EQ-Series48
- Profiler E-Series49
- Profiler F-Series49
- Profiler Q-Series50
- Profiler RE-Series50

GRINDING & SANDING

SURFACE GRINDING

- Spike Disc51
- Vextra Flat Disc52

EDGE GRINDING

- Vexcel Rigid Disc53
- DW Style Grinding Wheel54
- DS Style Grinding Wheel54

SANDING

- VFlex Sanding Disc55
- Sandpaper56

POLISHING

DIAMOND PADS

- Ceramic Three-Part Polishing System57
- Ceramica Vitrified58
- Ceramica Metal58
- Ceramica Resin59
- Ceramica EX59
- Ceramica Buff60
- Ceramica TF60
- Kirara61
- Diamond Face Foam Pads62

TABLE OF CONTENTS

DRY POLISHING DISCS

| | |
|----------------------|----|
| • Ceramica Dry | 63 |
| • Hand Pads..... | 63 |
| • PVA VP | 64 |
| • PVA MS Style | 65 |
| • PVA QC Style | 66 |

POLISHING WHEELS

| | |
|--|----|
| • Turboshine..... | 67 |
| • Turboshine for Crystallized Glass..... | 68 |
| • Antique Brush Wheels..... | 69 |
| • Felt Wheels | 69 |

BACKER PADS

| | |
|-----------------------------|----|
| • Rigid Backer Pads..... | 70 |
| • Flexible Backer Pads..... | 70 |
| • GV Backer Pads..... | 70 |

DUST COLLECTION COVERS

| | |
|--------------------------|----|
| • Ecoguard Type C..... | 71 |
| • Ecoguard Type W5..... | 71 |
| • Ecoguard Type CD | 72 |
| • Ecoguard Type G..... | 72 |
| • Ecoguard Type EG | 73 |
| • Ecoguard Type D..... | 73 |

DRILLING

| | |
|----------------------------------|----|
| • Wet Core Bits | 74 |
| • Dry Core Bits | 74 |
| • Trimmer Bits | 75 |
| • Electroplated Drill Bits | 75 |
| • Drill Bit Guide | 76 |

ACCESSORIES

| | |
|--|----|
| • EZ Wedge System..... | 77 |
| • EZ Click System | 78 |
| • Manifold System..... | 79 |
| • Air Hose (AIR-680)..... | 81 |
| • Water Hose (AIR-680)..... | 81 |
| • Air Hose (PSC-150 & PSG-125) | 81 |
| • Water Hose (PSC-150)..... | 82 |
| • Adapter Hose | 82 |
| • Mobile Hose | 82 |
| • Exhaust Hose | 82 |
| • HEPA Wet/Dry Vacuum | 83 |
| • Wet Blade Cutting Kit | 84 |
| • Apron..... | 84 |
| • Corner Nippers | 85 |
| • Corner Rulers | 86 |
| • Dust Carriage | 87 |
| • Gloss Checker | 87 |
| • Safety Glasses | 87 |
| • GFCI (Ground Fault Circuit Interrupter)..... | 87 |
| • G-Tape..... | 88 |
| • Stain Removers..... | 91 |

STONE CUTTER

Introducing A New and Improved
Version of Our Popular **AWS-125...**


ALPHA[®]

ESC-125

WET/DRY STONE CUTTER

OSHA[®]
COMPATIBLE

DRY



Dust Cover For HEPA
Vacuum Connection



- New Motor Design
- Kink Free Hybrid Water Supply Hose with Quick Change Connector

WET



Newly Designed
Water Jet



Quick Change
Connector

*Blade not included

ESC-125

WET/DRY STONE CUTTER



- Precision Cuts Everytime
- Powerful Motor For Use On Granite, Quartz Surfaces, Marble, Limestone, Concrete and Sintered Slabs
- Water-Feed Supply Eliminates The Harmful Dust Particles
- Base Plate Allows Guides To Be Used in Multiple Ways
- Dust Cover for HEPA Vacuum Connection
- New Clamping System Ensures Cutting Stability
- Included Self-Stick Felt Strips Protects The Work Surface From Scratches
- Built-In GFCI (Ground Fault Circuit Interrupter)
- Great For Use With Curve Cutting Blades
- One Year Warranty (See manual for details)

| SPECIFICATION | DATA |
|-----------------------|-----------------------------|
| Model | ESC-125 |
| Rating | 110 Volts |
| Amperage | 11.2A |
| Power | 1200W |
| No Load Speed (min-1) | 12,000 RPM |
| Weight | 8.9 lbs (4.0 kgs) |
| Arbor | 7/8" (22.23mm) |
| Cutting Disc Diameter | 5" (125mm) |
| Plug Type | A (110V) |
| Cord | 15ft (4.5m) Single-Phase |
| Max. Cutting Depth | 1-5/8" (41mm) |

| ITEM | QUANTITY |
|----------------------------|----------|
| Dust Cover | 1 |
| Knob Bolt | 3 |
| TT Ruler Guide | 1 |
| Water Hose Assembly | 1 |
| Quick Connect Adapter | 1 |
| Side Handle | 1 |
| Screw (M6x30-Left) | 1 |
| Flange 3 | 1 |
| Carbon Brush Set | 1 |
| T-Handle Wrench | 1 |
| Open-End Wrench (22mm) | 1 |
| Self-stick Felt Strip Set | 1 |
| GFCI | 1 |
| EasyOn-EasyOff Sleeve | 1 |
| SS Flat Head Screw (M4×10) | 3 |
| Water Valve Assembly | 1 |

| PART NO. | SIZE | TYPE | ARBOR(S) | DESCRIPTION |
|----------|------|------|----------------|----------------------|
| ESC-125 | 5" | 110V | 7/8" (22.23mm) | Wet/Dry Stone Cutter |

COUNTERTOP TRIM KIT

COMPLETE TRIM KIT
FOR A CUSTOM-LOOK

Part number: 5480-4150



COUNTERTOP TRIM KIT



Complete Trim Kit for a Custom Look

INCLUDES:

Wet/Dry Stone Cutter
ESC-125

5" Eclipse Blade
DEE005

5" Carriage Assembly
for Stone Cutter
ASC-5CSM

4' Guide Rail with Clamps
ASC-GR04

- Recommended for Hard Surfaces
- Eclipse II Blade has 8mm Tall Diamond Layer for a Long Life
- Perfect for your Stone Tile Application
- High-End General Purpose Turbo Blade for Stone Fabricators
- Consistent Performance without Chipping
- Kit Contains: ESC-125 Stone Cutter, 5" Carriage Assembly, 5" Eclipse II Blade and 4' Guide Rail
- One Year Tool Warranty (*See manual for details*)

| PART NO. | DESCRIPTION |
|-----------|-------------------------------|
| 5480-4150 | Countertop Trim Kit (ESC-125) |

STONE CUTTER

PSC-150

PNEUMATIC STONE CUTTER



- 2 HP Pneumatic Powered Motor with Speed Governor
- Capable of Miter Cutting 1-1/4" Material With Ease
- Kink-Free Water and Air Hoses for Easy Maneuverability and Reducing Operator Fatigue
- Great For Sink-Hole Cutting, Groove Cutting and Rodding Applications
- Comes With An Eclipse II 6" Blade and a Bottle of Rust Inhibitor Oil
- Can Be Used Wet or Dry
- One Year Warranty (*See manual for details*)

| SPECIFICATION | DATA |
|-----------------------|---------------|
| Model | PSC-150 |
| Air Pressure | 90 PSI |
| Air Consumption Min | 32 CFM / 1HP* |
| Air Consumption Max | 48 CFM / 2HP |
| No Load RPM | 8,500 RPM |
| Air Inlet | 3/8" NPSM |
| Water Inlet | 1/4" BSPP |
| Arbor | 7/8" (22mm) |
| Max. HP | 2.0HP |
| Cutting Disc Diameter | 6" (150mm) |

*To control the amount of CFM required, use the reduced flow air inlet fitting 3001-0084

| ITEM | QUANTITY |
|--|----------|
| Flanges | 3 |
| Bolts (M6X30 Left) / (M6x20 Left) | 2 |
| Side Handle | 1 |
| Combination Wrench (9mm) | 1 |
| Hex Wrench (5mm) | 1 |
| Open End Spanner Wrench (22mm) | 1 |
| Air Hose (15ft / 4.5m) | 1 |
| Water Hose (15ft / 4.5m) | 1 |
| Rust Inhibitor Oil (8oz / 237ml) | 1 |
| Alpha® Eclipse II 6" Blade (DEE006) | 1 |
| Reduced Flow Air Inlet Fitting (3001-0084) | 1 |

| PART NO. | SIZE | RECOMMENDED FOR | ARBORS/ RPMs | DESCRIPTION |
|-----------|------|--------------------------|-----------------|--------------------------------|
| PSC-150 | 6" | Granite/Engineered Stone | 7/8" | Pneumatic Stone Cutter |
| DEE006 | 6" | 2.1mm | 10,100 | 7/8", 5/8", ∅ |
| AIR-008 | | Pneumatic Tools | | Rust Inhibitor Oil 8oz (237ml) |
| 5480-5100 | | | | PSC-150 Miter Cutting Kit |

PSC-150

MITER CUTTING KIT



STEP 1
Set Up
Guide Rail



STEP 2
Miter Cut
One



STEP 3
Miter Cut
Two



**SAVE TIME & INCREASE
PRODUCTIVITY**

PART NUMBER: 5480-5100

Kit includes: (2) PSC-150, (2) ASC-6CSM, ASC-GR04, ASC-GR07, ASC-GR12, BAB0650

PSC-150 MITER CUTTING KIT

COMPLETE MITER CUTTING KIT FOR A WATERFALL EDGE

Part number: 5480-5100



A Complete Miter Cutting Kit For That Perfect Waterfall Edge

INCLUDES:

- Pneumatic Stone Cutter**
(2) PSC-150
- 6" Carriage Assembly for Pneumatic Stone Cutter**
(2) ASC-6CSM
- Guide Rails with Clamps**
4', 7', 12' (Connector & 4 Screws)
ASC-GR04 | ASC-GR07 | ASC-GR12
- Surface Protection Tape**
BAB0650

- One System for Straight, Curve and Miter Cuts
- One-Time Easy Setup on the Guide Rail Allows for Two Different Miter Cut Positions for Lamination Prep
- Precise Miter Cutting for Laminated Waterfall Edges and Book Matching
- Miter Cut 1-1/4" Material with Ease

| PART NO. | DESCRIPTION |
|-----------|-----------------------------|
| 5480-5100 | Miter Cutting Kit (PSC-150) |

STONE CUTTER

AWS-110

WET STONE CUTTER



- Produces Straight and True Cuts Everytime
- Powers Through Hard Dense Materials, Such As, Porcelain, Hard Red Granites and Engineered Stone
- Water-Feed Supply Eliminates The Harmful Dust Particles
- Base Plate Allows Guides To Be Used in Multiple Ways
- Included Self-Stick Felt Strips Protects The Work Surface From Scratches
- Built-In GFCI (Ground Fault Circuit Interrupter)
- *One Year Warranty (See manual for details)*



| SPECIFICATION | DATA |
|-----------------------|----------------------------|
| Model | AWS-110/AWS-220 |
| Rating | 110/220 Volts |
| Amperage | 11.2A (5.5A) |
| Power | 1200W |
| No Load Speed (min-1) | 13,000 RPM |
| Weight | 6.8 lbs (3.1 kgs) |
| Arbor | 20mm |
| Cutting Disc Diameter | 4" (100mm), 4-1/2" (115mm) |
| Maximum Cutting Depth | 1-1/4" (32mm) |

| ITEM | QUANTITY |
|----------------------------------|----------|
| Ground Fault Circuit Interrupter | 1 |
| Water Valve and Hose | 1 |
| Water Attachment Assembly | 1 |
| Spanner Wrench M22 | 1 |
| TT Ruler Guide | 1 |
| T-Handle Wrench | 1 |
| Extra Carbon Brush Set | 1 |
| Self-stick Felt Strip Set | 1 |

| PART NO. | SIZE | TYPE | ARBOR(S) | DESCRIPTION |
|----------|--------|------|----------|------------------|
| AWS-110 | 4-1/2" | 110V | 20mm | Wet Stone Cutter |
| AWS-220 | 4-1/2" | 220V | 20mm | Wet Stone Cutter |

ECC-125

ECOCUTTER



- Virtually Dust-Free
- Portable Cutting System
- Accurate Cutting Performance
- Eliminates Downtime
- Built-in In-line circuit breaker
- Great for Grout Removal, Crack Chasing & Concrete Profiling
- One Year Warranty (*See manual for details*)

| SPECIFICATION | DATA |
|-----------------------|--|
| Model | ECC-125 |
| Rating | 110 Volts |
| Amperage | 11.2A |
| Power | 1200W |
| No Load Speed (min-1) | 12,000 RPM |
| Weight | 9.5 lbs (4.3 kgs) |
| Arbor | 7/8" (22.23mm) |
| Cutting Diameter | 5" (125mm) |
| Maximum Cutting Depth | 1-1/8" (29mm) (Without Ecocutter Table) |

| ITEM | QUANTITY |
|----------------------|----------|
| Dust Hose | 1 |
| Dust Gate | 1 |
| Side Handle | 1 |
| Hexagon Ring Spanner | 1 |
| Wrench | 1 |
| Dust Bag | 1 |
| TT Ruler | 1 |
| Hook & Loop Strap | 2 |


| PART NO. | SIZE | TYPE | ARBOR(S) | DESCRIPTION |
|----------|---------------------|-------|----------------|--|
| ECC-125 | 5" | 110V | 7/8" (22.23mm) | Ecocutter |
| 133544 | 17" x 13-1/2" x 12" | | | Dust Bag w/strap |
| ECO-CARS | | Steel | | Dust Bag Carriage (includes Dust Bag) |

DUST BAG CARRIAGE



ECC-KIT

DRY PORCELAIN PAVER TILE CUTTING SYSTEM



- Virtually Dust-Free
- Portable Cutting System
- Accurate Cutting Performance
- Eliminates Downtime and The Messy Cleanup
- Built-In Breaker Assembly
- Holds 3/4" Thick Porcelain Paver Tile
- One Year Tool Warranty (*See manual for details*)

| SPECIFICATION | DATA |
|-----------------------|--|
| Model | ECC-KIT (ECC-125) |
| Rating | 110 Volts |
| Amperage | 11.2A |
| Power | 1200W |
| No Load Speed (min-1) | 12,000 RPM |
| Weight | 9.5 lbs (4.3 kgs) |
| Arbor | 7/8" (22.23mm) |
| Cutting Diameter | 5"(125mm) |
| Maximum Cutting Depth | 1-1/8" (29mm) (without Ecocutter Table) |

| EQUIPMENT INCLUDED | QUANTITY |
|-------------------------|----------|
| ECC-125 | 1 |
| Dust Hose | 1 |
| Dust Gate | 1 |
| Side Handle | 1 |
| Hexagon Ring Spanner | 1 |
| Wrench | 1 |
| Dust Bag | 1 |
| TT Ruler Guide | 1 |
| Hook & Loop Strap | 2 |
| Ecocutter Table | 1 |
| Ecocutter Stand | 1 |
| Alpha® Ultracut GPM 5" | 1 |
| Basic Instructional DVD | 1 |

| PART NO. | SIZE | TYPE | ARBOR(S) | DESCRIPTION |
|-----------|------------------|-----------|----------------|--------------------------|
| ECC-KIT | 5" | 110V | 7/8" (22.23mm) | Dry Cutting System |
| ECC-125 | 5" | 110V | 7/8" (22.23mm) | Ecocutter |
| 133544 | 17"x13-1/2 x 12" | | | Dust Bag w/strap |
| ECC-STAND | | | | Dry Cutting System Stand |
| ECC-TABLE | | | | Dry Cutting System Table |
| 170005 | | | | Ecocutter DVD |
| PART NO. | SIZE | THICKNESS | MAX RPM | ARBOR(S) |
| GPM0578 | 5" | 1.5mm | 12,200 | 7/8" |

HIGH-PERFORMANCE PNEUMATIC GRINDER



**INDUSTRIAL
QUALITY**



SINKHOLE CUT-OUT



GRINDING



RODDING



FLUSH CUTTING



PSG-125

PNEUMATIC GRINDER



- Powerful 1.4 HP motor with speed control governor
- Compact ergonomic aluminum body
- Reversible safety lever throttle
- Two auxiliary handle positions
- Built-in oil port for daily maintenance
- Adjustable rotating exhaust
- Wet cutting kit available
- One Year Warranty (*See manual for details*)

| SPECIFICATION | DATA |
|--------------------|-------------------|
| Model | PSG-125 |
| Air Pressure | 90 PSI |
| Air Consumption | 33 CFM / 934L/min |
| No Load Speed | 12,000 RPM |
| Weight | 4.6 lbs / 2.1 kgs |
| Length | 11-3/4" / 298mm |
| Air Inlet | 3/8" NPSM |
| Spindle | 5/8"-11 |
| Max. Disc Capacity | 5" x 1/4" x 7/8" |
| Max. HP | 1.4 HP |



| ITEM | QUANTITY |
|--|----------|
| Blade Safety Guard | 1 |
| Lock Nut with 7/8" Arbor | 2 |
| Inner Flange | 2 |
| Side Handle | 1 |
| Pin Wrench | 1 |
| Double End Wrench (1" / 32mm) | 1 |
| Handle Bracket | 1 |
| Washer and Seal Set | 1 |
| Screw | 1 |
| Rust Inhibitor Oil (8oz / 237ml) (AIR-008) | 1 |
| Air Hose Assembly (15ft / 4.5m) | 1 |



| PART NO. | SIZE | ARBOR(S) | DESCRIPTION |
|----------|------|----------|-------------------|
| PSG-125 | 5" | 7/8" | Pneumatic Grinder |

PSG-125

DIAMOND CUTTING KIT



*(Blade not included)

- Fits wide kerf blades for tuck pointing, crack chasing and grout removal
- Compact ergonomic aluminum body
- Reversible safety lever throttle
- Two auxiliary handle positions
- One Year Tool Warranty (See manual for details)

| PART NO. | DESCRIPTION |
|-----------|-----------------------------|
| 5480-1301 | PSG-125 Diamond Cutting Kit |

PSG-125

DUST-FREE GRINDING KIT



*(Grinding Wheel not included)

- Great for surface preparation on concrete, metal, wood, composite or other surfaces
- Compact ergonomic aluminum body
- Powerful 1.4 HP motor with speed control governor
- Reversible safety lever throttle
- Adjustable rotating exhaust
- Removable flat cover allows grinding right to the edge
- One Year Tool Warranty (See manual for details)

| PART NO. | DESCRIPTION |
|-----------|----------------------|
| 5480-1302 | PSG-125 Grinding Kit |

HEPA WET DRY VACUUM

HEAVY DUTY WORKHORSE for all your needs!



(optional)

VDP-700

VARIABLE SPEED ROTARY POLISHER

Heavy Duty Industrial Quality Gear

6.4 Lbs



14 AWG
25 ft Power Cord

Spindle Lock

Variable Speed Control
700~3500 RPM

Powerful Motor
Rated 1250W



*Backer and Pad Not Included



VDP-700

WET/DRY VARIABLE SPEED ROTARY POLISHER



*Backer and Pad Not Included

- Variable Speed 700-3500 RPM with Soft Start
- Designed For The Polishing Professional
- Heavy-Duty Precision Gear System
- Powerful 11.0 Amp (rated) Motor
- Built-in Speed Stabilizer for Constant Speed Output
- Configured with A Long-life Motor and Carbon Brushes
- 25ft. 14 AWG Electrical Power Cord
- Lightweight for Better Manueverability
- Industrial Quality Polisher
- C-Handle & Side Handle for User Convenience
- One Year Warranty (*See manual for details*)

| SPECIFICATION | DATA |
|--------------------------|--------------------------------|
| Model | VDP-700 |
| Rating | 120 Volts |
| Amperage | 11.0A |
| Power | 1250W (Rated), 1900W (Maximum) |
| No Load Speed (Variable) | 700~3500 RPM |
| Weight | 6.4 lbs (2.9 kgs) |
| Spindle | 5/8"-11 |
| Power Supply | Single-phase AC, 50/60Hz |
| Plug Type | A (120V) |
| Cord | 25ft (7.6m) (14 AWG) |
| Backing Plate Size | 7" (178mm) (Maximum) |
| Polishing Disc Size | 9" (228mm) (Maximum) |

| ITEM | QUANTITY |
|----------------------------|----------|
| Spanner Wrench | 1 |
| Hex Wrench | 1 |
| C-Handle w/Mounting Screws | 1 |
| Side Handle | 1 |
| Extra Carbon Brush Set | 1 |



*Backer and Pad Not Included

| PART NO. | SIZE | MAXIMUM RPM | TYPE | DESCRIPTION |
|----------|------|-------------|------|--------------------------------|
| VDP-700 | 7" | 700-3500 | 120V | Variable Speed Rotary Polisher |

WOOL PADS

REMOVES DEEP SCRATCHES WITH EASE



- Removes Deep Scratches, Overspray & Severe Swirl Marks With Ease
- Premium Performance and Heat-Resistant
- Smoother Handling and Reduced Vibration
- For Use on Rotary Polishers
- Great for Heavy Oxidation

| PART NO. | SIZE | TYPE | RECOMMENDED FOR | MATERIAL | GRIT |
|----------|------|-------------|-----------------|-----------------------|------|
| WP003160 | 3" | Hook & Loop | Heavy Cutting | High-Nap Knitted Wool | T160 |
| WP006160 | 6" | Hook & Loop | Heavy Cutting | High-Nap Knitted Wool | T160 |
| WP007160 | 7" | Hook & Loop | Heavy Cutting | High-Nap Knitted Wool | T160 |

ROTARY BACKER PAD

FOR USE ON ROTARY POLISHERS



- Soft Molded Urethane With Flexible Edge
- Urethane Backing Makes for Greater Flexibility and Excellent Polishing
- Ideal for Contour Polishing
- For Use with Foam, Wool & Microfiber Pads
- Hook & Loop Allows for Fast Pad Changes
- Well Balanced for Smooth Polishing
- Absorbs Vibrations and Has Great Rebound Performance



Hook & Loop



Adhesive

| PART NO. | SIZE | TYPE | RECOMMENDED FOR | THREADS |
|----------|------|-------------|------------------------------|---------|
| MP358HL | 3" | Hook & Loop | Foam, Wool & Microfiber Pads | 5/8"-11 |
| MP558HL | 5" | Hook & Loop | Foam, Wool & Microfiber Pads | 5/8"-11 |
| MP658HL | 6" | Hook & Loop | Foam, Wool & Microfiber Pads | 5/8"-11 |
| MP758HL | 7" | Hook & Loop | Foam, Wool & Microfiber Pads | 5/8"-11 |
| MP858HL | 8" | Hook & Loop | Foam, Wool & Microfiber Pads | 5/8"-11 |
| MP858GL | 8" | Adhesive | Foam, Wool & Microfiber Pads | 5/8"-11 |

VSP-320

**VARIABLE SPEED
WET POLISHER**



- Heavy-Duty Gear System with Step-Down Transmission
- 15ft. Flexible All-Weather Water Hose
- 15ft. Electrical Power Cord Has An Inline GFCI
- EasyOn-EasyOff Sleeve Improves Maneuverability
- Adjustable Splash Guard
- Center Water-Feed System
- Ventilation Cap Diverts Water from Getting Into Motor Housing
- C-Handle & Side Handle for User Convenience
- One Year Warranty (*See manual for details*)

| SPECIFICATION | DATA |
|--------------------------|--------------------------|
| Model | VSP-320 |
| Rating | 120 Volts |
| Amperage | 7.0A |
| Power | 800W |
| No Load Speed (Variable) | 700~2500 RPM |
| Weight | 7.3 lbs (3.3 kgs) |
| Spindle | 5/8"-11 |
| Power Supply | Single-phase AC, 50/60Hz |
| Plug Type | A (120V) |
| Cord | 15ft (4.5m) |
| Polishing Disc Size | 4" (100mm) |

| PART NO. | TYPE | DESCRIPTION |
|----------|------|-----------------------------|
| VSP-320 | 120V | Variable Speed Wet Polisher |



| ITEM | QUANTITY |
|---------------------------------------|----------|
| Ground Fault Circuit Interrupter* | 1 |
| Flexible Hose w/ Garden Hose Adapter* | 1 |
| Wrench | 1 |
| C-Handle w/ Mounting Screws* | 1 |
| Side Handle (Reversible) | 1 |
| Extra Carbon Brush Set | 1 |
| Ventilation Cap w/ Rubber Band* | 1 |
| Splash Guard w/ Clamp | 1 |
| EasyOn-EasyOff Sleeve* | 1 |



*Factory Attached

SCRATCH REMOVAL KIT

COMPLETE SCRATCH REMOVAL SYSTEM



- Designed for Scratch Removal and Seam Polishing in The Field
- Polishes Flat Surfaces Without The Wavy Finish
- Comes with a C-Handle Designed To Improve Stability
- Has Everything You Need For The Proper Scratch Removal Technique
- Great Tool for Adding A Post-Installation Service
- Kit Contains: VSP-320 Polisher, Turboshine Rigid System, Dual Adapter and Apron
- One Year Tool Warranty (See manual for details)



| PART NO. | DESCRIPTION |
|-----------|-------------------------------|
| 5480-1570 | Scratch Removal Kit (VSP-320) |

TILE BULLNOSE KIT

CREATES A FACTORY FINISH EASILY



- Designed To Create A Bullnose Edge On Tile or Stone and Polish It To A Factory Quality Finish
- Goof-Proof Hand-Held Application
- Quality Finish Without The Factory
- Save Time and Money
- Has Everything You Need Including An Instructional DVD
- Kit Contains: VSP-320 Polisher, Profiler B, 4" Ceramica EX Polishing Discs, 4" Flexible Backer Pad, Apron and DVD
- One Year Tool Warranty (See manual for details)



| PART NO. | DESCRIPTION |
|-----------|-----------------------------|
| 5480-1400 | Tile Bullnose Kit (VSP-320) |

WDP-320

WET/DRY VARIABLE SPEED POLISHER



- Wet/Dry Hybrid Polisher with The Ecoguard G Attached for Tile Edge Polishing Without The Typical Mess
- Heavy-Duty Gear System Includes A Step-Down Transmission
- 15ft. Water Hose Is All-Weather Flexible & Kink-Free
- Includes Side Handle for Edge Applications
- Fits 5" Discs
- Polish or Grind Right Up To The Wall
- 15ft. Electrical Power Cord Has An Inline GFCI
- One Year Warranty (See manual for details)

| ITEM | QUANTITY |
|-----------------------------------|----------|
| Ground Fault Circuit Interrupter* | 1 |
| Water Hose Assembly* | 1 |
| Water Spray Value Assembly | 1 |
| Stainless Steel Hose Band | 1 |
| Rubber Band | 1 |
| Open End Wrench | 1 |
| Pin Wrench | 1 |
| C-Handle* | 1 |
| Side Handle (reversible) | 1 |
| Extra Carbon Brush Set | 1 |
| Rubber Hose Adapter | 1 |
| Ventilation Cap* | 1 |
| Ecoguard G* | 1 |
| Flange & Lock Nut Set | 1 |
| EasyOn-EasyOff Sleeve* | 1 |

*Factory Attached

| SPECIFICATION | DATA |
|--------------------------|-------------------|
| Model | WDP-320 |
| Rating | 120 Volts |
| Amperage | 7.0A |
| Power | 800W |
| No Load Speed (Variable) | 700~2500 RPM |
| Weight | 7.3 lbs (3.3 kgs) |
| Spindle | 5/8"-11 |

| PART NO. | TYPE | DESCRIPTION |
|----------|------|---------------------------------|
| WDP-320 | 120V | Wet/Dry Variable Speed Polisher |



HEPA WET/DRY VACUUM (optional)

AIR-680

ULTIMATE PNEUMATIC POLISHER



- High-Performance, Pneumatic Polishing Tool with A Central Water-Feed System
- No-Load 4,000 RPMs
- 15ft. All-Weather Hoses with Flexibility Down To -40F (or +140F)
- Oil Port for Easy Lubrication
- Lightweight and Ergonomically Designed
- Consumes 15 CFM and Requires 85 PSI
- One Year Warranty (*See manual for details*)

| SPECIFICATION | DATA |
|-----------------|--------------------|
| Model | AIR-680 |
| Air Pressure | 85 PSI |
| Air Consumption | 15 CFM |
| No load Speed | 4,000 RPM |
| Weight | 2.64 lbs (1.2 kgs) |
| Air Inlet | 1/4" BSPP |
| Water Inlet | 1/8" BSPP |
| Spindle | 5/8"-11 |



| ITEM | QUANTITY |
|--|----------|
| Air Lead Hose 15ft. (4.5m) | 1 |
| Water Hose 15ft. (4.5m) | 1 |
| Side Handle (reversible) | 1 |
| Double End Wrench 19mm (22mm) | 1 |
| Rust Inhibitor Oil (8oz / 237ml) (AIR-008) | 1 |
| Screw (w/ O-Ring Seal for Oil Port) | 1 |
| Exhaust Hose with Clamp | 1 |



| PART NO. | MAXIMUM RPM | RECOMMENDED FOR | DESCRIPTION |
|----------|-------------|-------------------------------------|-----------------------------------|
| AIR-680 | 4,000 | Wet Polishing, Drilling & Profiling | Pneumatic Polisher |
| AIR-008 | | Pneumatic Tools | Rust Inhibitor Oil 8oz (237ml) |

AIR-300

MINI PNEUMATIC POLISHER



- High-Performance, Pneumatic Polishing Tool with A Central Water-Feed System
- No-Load 5,800 RPMs
- Lightweight and Ergonomically Design Reduces Fatigue
- Designed To Easily Maneuver in Small Areas Like Sink Rims and Bowls
- Consumes 10 CFM and Requires 87 PSI
- Only Requires 3HP Compressor
- One Year Warranty (*See manual for details*)

| SPECIFICATION | DATA |
|-----------------|-------------------------|
| Model | AIR-300 |
| Air Pressure | 87 PSI (0.6Mpa (6 bar)) |
| Air Consumption | 10 CFM (280L/Min) |
| No Load Speed | 5,800 RPM |
| Weight | 1.6 lbs / .731 kgs |
| Air Inlet | 1/4" BSPT |
| Water Inlet | 1/4" BSPP |
| Spindle | 5/8"-11 |



| ITEM | QUANTITY |
|---|----------|
| Air Hose 10ft (3m) | 1 |
| Water Hose 10ft (3m) | 1 |
| Faucet/Garden Hose Adapter | 1 |
| Wrench (17mm) | 1 |
| Rust Inhibitor Oil (1oz / 30cc) (Replace with: AIR-008) | 1 |



| PART NO. | MAXIMUM RPM | RECOMMENDED FOR | DESCRIPTION |
|----------|-------------|-----------------|--------------------------------|
| AIR-300 | 5,800 | Wet Polishing | Mini Pneumatic Polisher |
| AIR-008 | | Pneumatic Tools | Rust Inhibitor Oil 8oz (237ml) |

BEVELING AUXILIARY BASE



Straight Edge



Beveled Edge



A PRECISION GRINDING AND POLISHING TOOL

- Transforms Any Polisher or Variable Speed Grinder Into a Precision Straight and Beveled Edge Polishing Tool
- Grind and Polish from 15 degree Hollywood Bevel to 45 degree Beveled Edge or Straight Edge
- Excellent for Preparing Surfaces for Seamless Countertop Installations
- Designed to fit Polishers/Sanders/Variable-Speed Grinders with 5/8"- 11 or M14-2 Spindle
- Grind and Polish Straight Edges with Ease
- Exterior Water-Feed System Included



| SPECIFICATION | DATA |
|---------------------|-----------------------|
| Model | BAB1590 / BAB1590-M14 |
| Beveling Angle | 15°~45° |
| Beveling Depth | 3/8" (10mm) |
| Max. Straight Angle | 90° |
| Max. Pad Size | 4" (100mm) |
| Spindle | 5/8"-11 / M14-2 |
| Weight | 3.57 lbs (1.62 kgs) |

| ITEM | QUANTITY |
|---------------------------------|----------|
| Universal Adapter Assembly | 1 |
| Clamping Base for 15°~45° | 1 |
| Screws | 1 |
| Clamping Base for 90° | 1 |
| Water Hose | 1 |
| Water Valve | 1 |
| Water Hose Assembly (10ft / 3m) | 1 |
| Hex Wrench (5mm) | 1 |
| Spanner | 1 |

| PART NO. | TYPE | RECOMMENDED FOR |
|-------------|-----------------------------------|------------------------------|
| BAB1590 | Beveling Auxiliary Base 5/8"-11 | Pneumatic/Electric Polishers |
| BAB1590-M14 | Beveling Auxiliary Base M14-2 | Pneumatic/Electric Polishers |
| BAB0650 | Surface Protection Tape 6" x 164' | Most Surfaces |

**BEVELING BASE
STARTER KIT**

**CREATE A PRECISE EDGE -
MITER, BEVELED OR STRAIGHT**

Part number: 5480-2200



**BEVELING BASE
STARTER KIT**



**A Precision
Grinding and
Polishing Tool**

INCLUDES:

Beveling Auxiliary Base
BAB1590

Surface Protection Tape
BAB0650

**Carriage Assembly
for Beveling Base**
BAB-CASM

Guide Rails with Clamps
4', 7', 12' (Connector & 4 Screws)
ASC-GR04 | ASC-GR07 | ASC-GR12

- Create a Precise Edge whether Mitered, Beveled or Straight
- Perfect on all Materials including Sintered Slabs and Thin Porcelain Panels
- Fabricator's Choice for Seamless Countertop Installations
- Precision Grinding for Perfect Mitered Edge for Lamination
- High-Quality Polishing Results
- Cost Savings when Compared to Expensive Machinery

| PART NO. | DESCRIPTION |
|-----------|---------------------------|
| 5480-2200 | Beveling Base Starter Kit |

CUTTING SYSTEM OVERVIEW

KEY: ● = Highly Recommended ○ = Recommended

| DRY CUTTING BLADES | | | | | | |
|---|---|----------------------------|------------------|-------------------|---------------------|-----------|
| ALPHA® BLADES | SPECIALTY | BUILDING STONE FABRICATORS | TILE CONTRACTORS | MONUMENT BUILDERS | GENERAL CONTRACTORS | HARDSCAPE |
| BladeMaster | Demolition/Concrete Cutting | | | | ● | ● |
| Contour for Granite / Eng. Stone | Curved Applications | ● | ○ | | | ○ |
| Contour for Marble | Curved Applications | ● | ○ | | | ○ |
| Contour for Porcelain | Curved Applications | ● | ○ | | | ● |
| Eclipse II | General Purpose | ● | ○ | ○ | ● | ○ |
| Eclipse Q | General Purpose | ● | ○ | ○ | ● | ○ |
| Hot-Rod | Channel Cutting | ● | ○ | ○ | ○ | ○ |
| Katana | All Tiles | ○ | ● | ○ | ○ | ● |
| Laminam | Laminam by Crossville® / Porcelain Panels | ○ | ● | | ○ | ● |
| Libero | Marble | ● | ● | ○ | ○ | ○ |
| Plus | Granite & Harder Materials | ● | ○ | ● | ○ | ○ |
| PT Cutter | Hardscape/Concrete Cutting | ○ | ● | | ○ | ● |
| Quad | Flush Cutting | ● | ○ | ● | ○ | ○ |
| Rescue Blade | General Purpose | ○ | | | ○ | ● |
| Trim Master | Miter Saws | ● | ○ | | ○ | ○ |
| Tuck Point | Tuck Pointing | | | | ○ | ● |
| Ultracut ABM | Cut-Off Tools | ○ | ○ | | ● | ○ |
| Ultracut APR | Flush Cutting | ○ | ○ | | ○ | ○ |
| Ultracut GPM | Metal & Composite Materials | ○ | ○ | | ● | ● |
| Vortex for Granite | Flush Cutting | ● | ○ | ● | | ○ |
| Vortex for Marble | Flush Cutting | ● | ○ | ● | | ○ |
| WET CUTTING BLADES | | | | | | |
| ALPHA® BLADES | SPECIALTY | BUILDING STONE FABRICATORS | TILE CONTRACTORS | MONUMENT BUILDERS | GENERAL CONTRACTORS | HARDSCAPE |
| BG | Glass Blade for Cordless Saw | | ● | | ● | ● |
| BT | Tile Blade for Cordless Saw | | ● | | ● | ● |
| Groove Cutter | Groove Cutting | ● | ○ | ○ | ○ | ○ |
| Ice | Granite | ● | ○ | ● | ○ | ○ |
| Knock Out | Granite | ● | | | | ○ |
| Marble Profile Wheel | Cut & Profile Tile | ○ | ● | | ○ | ○ |
| Porcellana | All Tiles | ○ | ● | | ○ | ● |
| Q-Cut | Quartzite & Granite | ● | ● | | ○ | ● |
| Silencer III | Granite | ● | ○ | ● | ○ | ○ |
| Silencer III | Marble | ● | ○ | ● | ○ | ○ |
| Silencer III | Porcelain/Crystallized Glass | ● | ○ | | ○ | ○ |
| Silencer III | Engineered Stone | ● | ○ | | ○ | ○ |
| Silencer III | Dekton® | ● | ○ | | ○ | ○ |
| Silencer III | Quartzite | ● | ○ | ● | ○ | ○ |
| Silencer VO for Dekton® | V/O Cutting on Dekton®/Porcelain/ Crystallized Glass | ● | | | | |
| Silencer VO for Granite/Quartz Surfaces | V/O Cutting on Granite/Quartz Surfaces | ● | | | | |
| Sonic | Ceramic Tile | ○ | ○ | | ○ | ○ |
| Typhoon | Ceramic & Marble Tile | ○ | ● | | ○ | ○ |
| Vetro | Glass, Tile & Stone | ○ | ● | | ○ | ● |

Alpha® Dry Blades may also be used wet providing the specified RPM is maintained. However, Alpha® Wet Blades may not be used dry with exception of the Alpha® Sonic (part numbers TS04AL and TS05AL). In all cases, it is important that the application meet the defined use for that specific blade. Different sizes are available for various applications. Please refer to the specific product page or our website for additional product information.

PLUS

ULTIMATE DRY BLADE FOR STONE FABRICATORS



- Best Dry Cutting Turbo Blade on the Market
- Perfect for Granite and Engineered Stone
- 8mm Tall Diamond Layer for a Long Life
- Recommended for Hard Concrete
- Chip-Free Cutting on Most Demanding Applications

| PART NO. | SIZE | THICKNESS | MAXIMUM RPM | ARBOR(S) |
|----------|--------|-----------|-------------|-----------------------------------|
| DA04A+ | 4" | 2.1mm | 14,500 | 20mm, 5/8" |
| DA05A+ | 4-1/2" | 2.1mm | 13,200 | 7/8", 20mm |
| DA05S | 5" | 2.1mm | 12,200 | 7/8" |
| DA06A+ | 6" | 2.1mm | 10,100 | 7/8", 5/8", \diamond |
| DA07A+ | 7" | 2.3mm | 8,400 | 5/8", \diamond |
| DA08A+ | 8" | 2.3mm | 7,400 | 5/8", \diamond |
| DA09A+ | 9" | 2.3mm | 6,600 | 7/8", 5/8" |
| DA10A+ | 10" | 2.5mm | 5,900 | 1", 5/8" |
| DA11A+ | 10" | 2.5mm | 5,900 | 5/8" |
| DA12A+ | 12" | 2.5mm | 6,200 | 1", 20mm |
| DA13A+ | 12" | 2.5mm | 6,200 | 20mm |

QUAD

ULTIMATE DRY FLUSH CUTTING BLADE



- Requires Quad Drive to fit High-Speed Angle Grinder
- Fits most popular High-speed Angle Grinders
- Specially Designed for Flush Cutting
- Best Dry Cutting Turbo Blade on the Market
- Chip-Free Cutting on Most Demanding Applications



| PART NO. | SIZE | THICKNESS | MAXIMUM RPM | ARBOR(S) |
|----------|------|-----------|-------------|--------------------------|
| DA04AH | 4" | 2.1mm | 14,500 | 20mm Quad Drive |
| DA05SH | 5" | 2.1mm | 12,200 | 20mm Quad Drive |
| DA06AH | 6" | 2.1mm | 10,100 | 20mm Quad Drive |
| DA07AH | 7" | 2.3mm | 8,400 | 20mm Quad Drive |
| DA08AH | 8" | 2.3mm | 7,400 | 20mm Flange with 8 holes |
| DA09AH | 9" | 2.5mm | 6,600 | 20mm Flange with 8 holes |
| DA11AH | 10" | 2.5mm | 5,900 | 20mm Flange with 8 holes |

ECLIPSE II

HIGH PERFORMANCE DRY BLADE



- High-End General Purpose Turbo Blade for Stone Fabricators
- 8mm tall Diamond Layer for a Long Life
- Perfect for your Stone Tile Application
- Consistent Performance without Chipping
- Recommended for Hard Concrete

| PART NO. | SIZE | THICKNESS | MAXIMUM RPM | ARBOR(S) |
|----------|--------|-----------|-------------|---------------|
| DEE004 | 4" | 2.1mm | 14,500 | 20mm, 5/8" |
| DEE045 | 4-1/2" | 2.1mm | 13,200 | 7/8", 20mm |
| DEE005 | 5" | 2.1mm | 12,200 | 7/8" |
| DEE006 | 6" | 2.1mm | 10,100 | 7/8", 5/8", ⚡ |
| DEE007 | 7" | 2.3mm | 8,400 | 5/8", ⚡ |
| DEE008 | 8" | 2.3mm | 7,400 | 5/8", ⚡ |

ECLIPSE Q

HIGH PERFORMANCE DRY FLUSH CUTTING BLADE



- Requires Flange Adapter to fit High-Speed Angle Grinder
- 8mm tall Diamond Layer for a Long Life
- Specially Designed for Flush Cutting
- High-End General Purpose Turbo Blade for Stone Fabricators
- Consistent Performance without Chipping



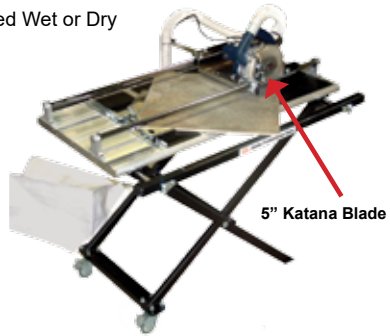
| PART NO. | SIZE | THICKNESS | MAXIMUM RPM | ARBOR(S) | THREADS |
|----------|------|------------------|-------------|--------------------------|---------|
| DEQ004 | 4" | 2.1mm | 14,500 | 20mm Quad Drive | |
| DEQ005 | 5" | 2.1mm | 12,200 | 20mm Quad Drive | |
| DEQ578 | 5" | 2.1mm | 12,200 | 7/8" Quad Drive | |
| DEQ006 | 6" | 2.1mm | 10,100 | 20mm Quad Drive | |
| DEQ678 | 6" | 2.1mm | 10,100 | 7/8" Quad Drive | |
| DEQ007 | 7" | 2.3mm | 8,400 | 20mm Quad Drive | |
| DEQ008 | 8" | 2.3mm | 7,400 | 20mm Flange with 8 holes | |
| AAH-7/8 | | Aluminum Adapter | | 7/8" | 5/8"-11 |
| AAH-20 | | Aluminum Adapter | | 20mm | 5/8"-11 |
| BAH-5/8 | | Brass Adapter | | 20mm | 5/8"-11 |

KATANA

ULTIMATE DRY BLADE FOR ALL TILES



- Tile Installer's Choice for Dry Cutting
- Specially Designed for Hard Porcelain Tile
- Best Dry Cutting Tile Blade with Minimal Chipping
- Hybrid Dry Saw Blade for All Tiles
- Can Be used Wet or Dry



| PART NO. | SIZE | THICKNESS | MAXIMUM RPM | ARBOR(S) |
|----------|--------|-----------|-------------|---|
| DPT100 | 4" | 1.4mm | 14,500 | 20mm, 5/8" |
| DPT115 | 4-1/2" | 1.4mm | 13,200 | 7/8", 20mm |
| DPT125 | 5" | 1.4mm | 12,200 | 7/8" |
| DPT150 | 6" | 1.4mm | 10,100 | 7/8", 5/8", |



ECLIPSE II



KATANA



ECLIPSE Q

TUCK POINT

HIGH PERFORMANCE DRY BLADE FOR TUCK POINTING



- Virtually Dust-Free Application with Ecoguard Type W5 and Vacuum
- Formulated for Aggressive Cutting and Long Life
- Best Tuck Pointing Blade on the Market
- Reliable Proven Performer
- Can be used Wet or Dry

| PART NO. | SIZE | THICKNESS | MAXIMUM RPM | ARBOR(S) |
|----------|------|-----------|-------------|------------|
| TP04SP | 4" | 6mm | 14,500 | 7/8", 5/8" |



LIBERO

ULTIMATE DRY BLADE FOR MARBLE



- Specially Designed for Marble and Limestone
- Recommended for Onyx
- Highest Quality Diamond Edge for Chip-Free Cutting
- Best Dry Cutting Electroplated Blade on the Market
- Precise Cutting Performance on Softer Stone

| PART NO. | SIZE | THICKNESS | MAXIMUM RPM | ARBOR(S) |
|----------|--------|-----------|-------------|---------------|
| DL04A+ | 4" | 0.8mm | 14,500 | 20mm, 5/8" |
| DL05A+ | 4-1/2" | 0.8mm | 13,200 | 7/8", 20mm |
| DL05S | 5" | 1.0mm | 12,200 | 7/8" |
| DL06A+ | 6" | 1.2mm | 10,100 | 7/8", 5/8", ⚡ |
| DL07A+ | 7" | 1.4mm | 8,400 | 5/8", ⚡ |

TRIM MASTER

DRY BLADES FOR MITER SAWS



- 8mm tall Diamond Layer for a Long Life
- Great for Back Splash Cutting
- Perfect for Granite and Engineered Stone
- Best Dry Cutting Blade for Miter Saw
- Consistent Performance with Ease of Operation



| PART NO. | SIZE | THICKNESS | MAXIMUM RPM | ARBOR(S) |
|----------|------|-----------|-------------|----------|
| TM10A+ | 10" | 2.2mm | 5,900 | 5/8" |
| TM12A+ | 12" | 2.5mm | 6,200 | 1", 5/8" |

ULTRACUT GPM SERIES

VACUUM-BRAZED DIAMOND BLADE



- Cuts most materials without chipping or cracking
- Maintains excellent cutting performance at the maximum cutting depth
- Great for building contractors and fabricators who work with metal and composite materials
- Fits on most popular hand-held electric power tools
- Available in 4-1/2", 5", 6", 7", 8" and 9" Sizes

| PART NO. | SIZE | THICKNESS | MAXIMUM RPM | ARBOR(S) |
|----------|--------|-----------|-------------|-----------------------------------|
| GPM0420 | 4" | 1.5mm | 14,500 | 20mm, 5/8" |
| GPM4578 | 4-1/2" | 1.5mm | 13,200 | 7/8", 20mm |
| GPM0578 | 5" | 1.5mm | 12,200 | 7/8" |
| GPM06UN | 6" | 1.9mm | 10,100 | 7/8", 5/8", \diamond |
| GPM07UN | 7" | 1.9mm | 8,400 | 7/8", 5/8", \diamond |
| GPM08UN | 8" | 1.9mm | 7,400 | 7/8", 5/8", \diamond |
| GPM0978 | 9" | 2.2mm | 6,600 | 7/8", 5/8" |

ULTRACUT APR SERIES

HYBRID BLADE FOR INTRICATE & FLUSH CUTTING



- Unique Design for Flush Cutting Applications
- Removes Anchor Bolts, Concrete Re-Bar and Pipe From Floors and Walls
- Cuts Angle Iron, Pipe, Electrical Conduit, Re-Bar, Metal Stud, Structural Metal, Sheet Metal, Grid, and Stainless Steel, Wood, Plastics, Composite Materials, Masonry and Concrete
- Accepts Alpha® Exclusive Quad Drive Adapter for Mounting On Angle Grinders for "Flush Cutting"
- Available in 4-1/2", 5" and 7" Sizes



| PART NO. | SIZE | THICKNESS | MAXIMUM RPM | ARBOR(S) | THREADS |
|----------|--------|-----------|------------------|------------------|---------|
| APR45QA | 4-1/2" | 1.7mm | 13,200 | 20mm, Quad Drive | |
| APR05QA | 5" | 1.7mm | 12,200 | 20mm, Quad Drive | |
| APR07QA | 7" | 1.9mm | 8,400 | 20mm, Quad Drive | |
| BAH-5/8 | | | Brass Adapter | 20mm | 5/8"-11 |
| AAH-20 | | | Aluminum Adapter | 20mm | 5/8"-11 |

LAMINAM®

RECOMMENDED BLADE FOR CUTTING LAMINAM



- Specially Designed for Laminam® By Crossville®
- Chip-Free Cutting On Thin Porcelain Tile/Panels
- Smooth Continuous Diamond Rim and Bond Hardness Best Suited for Glass Materials
- High-Quality Straight and True Cuts
- Excellent Choice for Plunge Cutting, Trimming Near The Edges and for Cutting An Internal Radius
- Wet/Dry Use



| PART NO. | SIZE | THICKNESS | MAXIMUM RPM | ARBOR(S) |
|----------|--------|-----------|-------------|------------|
| LM0438 | 4-3/8" | 1.0mm | 13,200 | 7/8", 20mm |

SONIC

HIGH-QUALITY WET CUTTING BLADE FOR TILE



- Best Valued Wet Cutting Tile Blade
- Recommended for Ceramic and Marble Tile
- Formulated for Chip-Free Cutting and Long Life
- High-Quality, General-Purpose Tile Blade
- Wet Use Only

| PART NO. | SIZE | THICKNESS | MAXIMUM RPM | ARBOR(S) | DEPTH |
|----------|--------|-----------|-------------|------------|--------|
| TS04AL | 4" | 1.4mm | 14,500 | 20mm, 5/8" | 1" |
| TS05AL | 4-1/2" | 1.4mm | 13,200 | 7/8", 20mm | 1-1/4" |
| TS06AL | 6" | 1.4mm | 10,100 | 5/8" | 1-3/4" |
| TS07AL | 7" | 1.6mm | 8,400 | 5/8" | 2-1/4" |
| TS08AL | 8" | 1.6mm | 7,400 | 5/8" | 2-3/4" |
| TS10AL | 10" | 1.6mm | 5,900 | 5/8" | 3-3/4" |
| TS12AL | 12" | 2.0mm | 6,200 | 1" | 3-5/8" |
| TS14AL | 14" | 2.0mm | 4,365 | 1" | 4-5/8" |

VETRO

ULTIMATE WET BLADE FOR GLASS TILES



- Best Wet Cutting Glass Blade on the Market
- Designed for Chip-Free Cutting
- Tile Installer's Choice for Glass Tile
- Chip-Free Cutting on Most Demanding Applications
- Wet Use Only

| PART NO. | SIZE | THICKNESS | MAXIMUM RPM | ARBOR(S) |
|----------|--------|-----------|-------------|------------|
| WG0438 | 4-3/8" | 1.0mm | 13,200 | 7/8", 20mm |
| WG0700 | 7" | 1.6mm | 8,400 | 5/8" |
| WG0800 | 8" | 1.6mm | 7,400 | 5/8" |
| WG1000 | 10" | 1.6mm | 5,900 | 5/8" |

VETRO for PRS

VETRO FOR PORTABLE RAIL SAW



- Wet Use Only
- Designed for Chip-Free Cutting
- Tile Installer's Choice for Glass Tile
- Best Wet Cutting Glass Blade for Rail Saw on the Market
- Chip-Free Cutting on Most Demanding Applications



| PART NO. | SIZE | THICKNESS | MAXIMUM RPM | ARBOR(S) |
|----------|------|-----------|-------------|----------|
| WG1001 | 10" | 1.6mm | 5,900 | 1", 5/8" |

PORCELLANA

ULTIMATE WET BLADE FOR PORCELAIN TILES



- 3/8" (10mm) Tall Diamond Layer for Long Life
- Tile Installer's Choice for Chip Free Wet Cutting
- Recommended for Granite, Marble, Porcelain, Engineered Stone, Travertine and Ceramic Tiles
- Best Wet Cutting Tile Blade on the Market
- Hybrid Wet Saw Blade for All Tiles

| PART NO. | SIZE | THICKNESS | MAXIMUM RPM | ARBOR(S) |
|----------|--------|-----------|-------------|------------|
| PT04A+ | 4-3/8" | 1.4mm | 13,200 | 7/8", 20mm |
| PT05S | 5" | 1.4mm | 12,200 | 7/8" |
| PT07A+ | 7" | 1.6mm | 8,400 | 5/8" |
| PT08A+ | 8" | 1.6mm | 7,400 | 5/8" |
| PT10A+ | 10" | 1.6mm | 5,900 | 5/8" |

PORCELLANA for PRS

ULTIMATE WET BLADE FOR PORTABLE RAIL SAWS



- 3/8" (10mm) Tall Diamond Layer for Long Life
- Tile Installer's Choice for Chip-Free Wet Cutting
- Recommended for Granite, Marble, Porcelain, Engineered Stone, Travertine and Ceramic Tiles
- Best Wet Cutting Tile Blade for Rail Saw on the Market
- Hybrid Wet Saw Blade for All Tiles



| PART NO. | SIZE | THICKNESS | MAXIMUM RPM | ARBOR(S) |
|----------|------|-----------|-------------|----------------|
| PT0801 | 8" | 1.6mm | 7,400 | 1", 7/8", 5/8" |
| PT1001 | 10" | 1.6mm | 5,900 | 1", 5/8" |

Q-CUT

THE ULTIMATE WET BLADE FOR QUARTZITE/GRANITE TILE



- Formulated To Cut Hard Tiles Such As Quartzite/ Granite
- Tile Installer's Choice for Stone Tile
- Designed for Fast, Precision Chip-Free Cutting
- Perfect for 2cm Porcelain Paver Tile
- 4-1/2" and 5" Blades Can Be Used Wet or Dry



**TILE
INSTALLER'S
CHOICE FOR
STONE TILE**



| PART NO. | SIZE | THICKNESS | MAXIMUM RPM | ARBOR(S) |
|----------|--------|-----------|-------------|---------------|
| QZ4578 | 4-1/2" | 1.6mm | 13,200 | 7/8", 20mm |
| QZ0578 | 5" | 1.6mm | 12,200 | 7/8" |
| QZ0658 | 6" | 1.4mm | 10,100 | 7/8", 5/8", ⌀ |
| QZ0758 | 7" | 1.6mm | 8,400 | 5/8" |
| QZ0858 | 8" | 1.6mm | 7,400 | 5/8" |
| QZ1058 | 10" | 2.0mm | 5,900 | 5/8" |

CORDLESS SAW BLADE

WET/DRY SAW BLADE FOR CERAMIC TILE



- Can Be Used Wet or Dry
- Ideal for Switch Box Cut-Out and Trimming
- Perfect for Ceramic and Stone Tiles
- Specially Designed for Cordless Saw
- Chip-Free Wet/Dry Cutting for Tile
- Cordless Saw Blade for Tile

| PART NO. | SIZE | THICKNESS | MAXIMUM RPM | ARBOR(S) |
|----------|--------|-----------|-------------|----------|
| BT03AL | 3-3/8" | 1.2mm | 1,500 | 15mm |



CORDLESS SAW BLADE

WET/DRY SAW BLADE FOR GLASS



- Wet Use Only
- Ideal for Switch Box Cut-Out and Trimming
- Perfect for Mirror, Glass and Glass Tile
- Specially Designed for Cordless Saw
- Chip-Free Wet Cutting for Glass Tile and Sheet Glass
- Cordless Saw Blade for Glass

| PART NO. | SIZE | THICKNESS | MAXIMUM RPM | ARBOR(S) |
|----------|--------|-----------|-------------|----------|
| BG03AL | 3-3/8" | 0.9mm | 1,500 | 15mm |



FLUSH CUTTING BLADE

VORTEX

INTRICATE & FLUSH CUTTING BLADE FOR GRANITE



- Requires Quad Drive to fit High-Speed Angle Grinder
- Perfect for Granite and Engineered Stone
- Specially Designed for Flush Cutting
- Stone Fabricator's Choice
- Chip-Free Cutting on Most Demanding Applications
- Side Protection Segments Help Cutting Straight



| PART NO. | SIZE | THICKNESS | MAXIMUM RPM | ARBOR(S) | THREADS |
|----------|------|------------------|-------------|-----------------|---------|
| FCD40AH | 4" | 2.5mm | 14,500 | 20mm Quad Drive | |
| FCD50AH | 5" | 2.5mm | 12,200 | 20mm Quad Drive | |
| AAH-20 | | Aluminum Adapter | | 20mm | 5/8"-11 |
| BAH-5/8 | | Brass Adapter | | 20mm | 5/8"-11 |

VORTEX

INTRICATE & FLUSH CUTTING BLADE FOR MARBLE



- Requires Quad Drive to fit High-Speed Angle Grinder
- Specially Designed for Marble and Lime Stone
- Specially Designed for Flush Cutting
- Stone Fabricator's Choice
- Chip-Free Cutting on Most Demanding Application



| PART NO. | SIZE | THICKNESS | MAXIMUM RPM | ARBOR(S) | THREADS |
|----------|------|------------------|-------------|-----------------|---------|
| FCM50AH | 5" | 1.6mm | 12,200 | 20mm Quad Drive | |
| AAH-20 | | Aluminum Adapter | | 20mm | 5/8"-11 |
| BAH-5/8 | | Brass Adapter | | 20mm | 5/8"-11 |

CONTOUR FOR PORCELAIN

Curve Cutting on Porcelain,
Crystallized Glass and
Sintered Slabs



- Designed Specifically for Cutting Porcelain and Sintered Slabs
- Fits On Wet/Dry Stone Cutters
- Cuts Curved Areas Cleanly, Accurately and Safely While Allowing A Wider Kerf
- Direct Sintered Diamond Segments On Steel Core Prevents Undercutting
- Can Be Used Either Wet or Dry

| PART NO. | SIZE | THICKNESS | MAXIMUM RPM | ARBOR(S) | DEPTH OF CUT |
|----------|--------|-----------|-------------|----------|--------------|
| CCP004 | 4" | 4.0mm | 14,500 | 7/8" | 3/4" |
| CCP045 | 4-1/2" | 4.0mm | 13,200 | 7/8" | 3/4" |
| CCP005 | 5" | 4.0mm | 12,200 | 7/8" | 1-1/4" |

CURVE CUTTING BLADE

CONTOUR

CURVE CUTTING BLADE ON GRANITE AND ENG. STONE



- Specifically Developed for Cutting Granite Sinkholes
- Best Seller for Sinkhole Application
- Works Very Well On Engineered Stone, Quartzite and Harder Types of Natural Stone
- Cuts Curved Areas Cleanly, Accurately and Safely While Allowing A Wider Kerf
- Fits on Wet/Dry Stone Cutters
- Direct Sintered Diamond Segments On Steel Core Prevents Undercutting
- Fits On CNC Router with Cutting Head
- Can Be Used Either Wet or Dry

| PART NO. | SIZE | THICKNESS | MAXIMUM RPM | ARBOR(S) | DEPTH OF CUT |
|----------|--------|-----------|-------------|----------|--------------|
| CCB004 | 4" | 4.0mm | 14,500 | 7/8" | 3/4" |
| CCB045 | 4-1/2" | 4.0mm | 13,200 | 7/8" | 3/4" |
| CCB005 | 5" | 4.0mm | 12,200 | 7/8" | 1-1/4" |
| CCB006 | 6" | 4.0mm | 10,100 | 7/8" | 1-5/8" |

CONTOUR

CURVE CUTTING ON MARBLE



- Design Specifically Developed for Cutting Marble and Limestone Sinkholes
- Fits On Wet/Dry Stone Cutters
- Cuts Curved Areas Cleanly, Accurately and Safely While Allowing A Wider Kerf
- Electroplated Diamonds on Both Sides of the Steel Core
- Can Be Used Either Wet or Dry

| PART NO. | SIZE | THICKNESS | MAXIMUM RPM | ARBOR(S) | DEPTH OF CUT |
|----------|------|-----------|-------------|----------|--------------|
| CCM005 | 5" | 1.4mm | 12,200 | 7/8" | 1-1/4" |

HOT-ROD

CHANNEL CUTTING BLADE FOR GRANITE



- Perfect for Channel Cutting with Wet/Dry Stone Cutters
- Great for Grout Removal with Ecocutter
- Fabricator's Choice for Rodding on Granite
- Reliable Proven Performer
- Can Be Used Wet or Dry

ROD SIZE



GROUT WIDTH



| PART NO. | SIZE | THICKNESS | MAXIMUM RPM | ARBOR(S) | RECOMENDED FOR |
|----------|------|-----------|-------------|------------|-------------------|
| HT03A+ | 3" | 4.2mm | 14,500 | 7/8", 20mm | 1/8" Rod |
| HQ03A+ | 3" | 5.5mm | 14,500 | 7/8", 20mm | 3/16" Rod |
| HR03A+ | 3" | 7.0mm | 14,500 | 7/8", 20mm | 1/4" Rod |
| HW03A+ | 3" | 11.5mm | 14,500 | 7/8" | 3/8" Threaded Rod |
| HS03A+* | 3" | 4.6mm | 14,500 | 7/8", 20mm | 1/8" Rod |
| HM03A+* | 3" | 6.5mm | 14,500 | 7/8", 20mm | 1/4" Rod |
| HT04A+ | 4" | 4.2mm | 14,500 | 7/8", 20mm | 1/8" Rod |
| HR04A+ | 4" | 7.0mm | 14,500 | 7/8", 20mm | 1/4" Rod |

*Marble

CHANNEL CUTTING BLADE

GROOVE CUTTER

WET GROOVE CUTTING BLADE FOR JOINT SEAMING



- Requires Universal Safety Guard Kit
- Perfect for Granite and Engineered Stone
- Specially Designed for 1-1/4" (3cm) Countertop
- Create Strongest Joint Seam
- Consistent Performance with Ease of Operation

| PART NO. | THICKNESS | MAXIMUM RPM | THREADS | RECOMMENDED FOR | FOR USE ON |
|----------|----------------------------|-------------|---------|-----------------|------------|
| GCW258 | 4.2mm | 14,500 | 5/8"-11 | 3/4" Slab | Granite |
| GCW358 | 7.5mm | 14,500 | 5/8"-11 | 1-1/4" Slab | Granite |
| MCW258 | 4.6mm | 14,500 | 5/8"-11 | 3/4" Slab | Marble |
| GCWKIT | Universal Safety Guard Kit | | | | |
| PFBNG01 | Nylon Guide | | | | |



UNIVERSAL SAFETY GUARD KIT

MARBLE PROFILE WHEEL

WET CUTTING MARBLE PROFILE WHEEL



- Cut and Profile Marble Tile in One Pass
- Fits Tub and Tile Saws
- Ideal Tool for Cutting and Profiling Tile Baseboards
- High-Quality Diamonds and Matrix Best Suited for Wet Cutting Marble and Agglomerated Marble Tile
- Save Time, Money and Reduce Waste

| PART NO. | SIZE | MAXIMUM RPM | ARBOR(S) |
|----------|------|-------------|----------|
| DPM638 | 6" | 6,000 | 5/8" |

BLADEMASTER

HIGH-SPEED DIAMOND BLADE FOR DEMOLITION / CONCRETE



- High-Quality Laser-Welded Segmented Blades for High-Speed Demolition Saws
- Slices Through Materials with Ease
- Works On Concrete with Re-Bar, Steel, Stone, Metal, Wood, Glass and Rubberized Materials
- Fits Masonry Saws & Road Cutters
- Can Be Used Wet or Dry
- Available in 12", 14" and 16" Diameters with Pin Hole

| PART NO. | SIZE | THICKNESS | MAXIMUM RPM | ARBOR(S) |
|----------|------|-----------|-------------|---------------|
| BML1214 | 12" | 2.9mm | 6,200 | 1" w/pin hole |
| BML1414 | 14" | 3.0mm | 5,360 | 1" w/pin hole |
| BML1614 | 16" | 3.1mm | 4,700 | 1" w/pin hole |

RESCUE

DEMOLITION BLADE CUTS IT ALL



- Slices Through Materials with Ease
- Works on Concrete with Re-Bar, Steel, Stone, Metal, Wood, Glass and Rubberized Materials
- Proven Winner for Firefighters, Police Officers and Construction Professionals
- Gas-Powered Cut-Off Saw
- Available in 9", 12" and 14" Diameters

| PART NO. | SIZE | THICKNESS | MAXIMUM RPM | ARBOR(S) |
|----------|------|-----------|-------------|---------------------------|
| RB09A+ | 9" | 2.8mm | 8,300 | 7/8" |
| RB12A+ | 12" | 3.0mm | 6,200 | 1", 7/8", 20mm w/Pin Hole |
| RB14A+ | 14" | 3.2mm | 5,360 | 1", 7/8", 20mm w/Pin Hole |
| DR14A+ | 14" | 3.4mm | 5,360 | 1", 7/8", 20mm |



BLADE ACCESSORIES

QUAD ADAPTERS



- Designed for Flush Cutting Blades with Four Mounting Holes
- Made Of Durable High-Quality Brass or Aluminum
- Easily Mounted To Any Quad Drive Blade
- Available in Various Thread Sizes

| PART NO. | TYPE | ARBOR(S) | THREADS |
|----------|----------|----------|---------|
| AAH-7/8 | Aluminum | 7/8" | 5/8"-11 |
| AAH-20 | Aluminum | 20mm | 5/8"-11 |
| BAH-5/8 | Brass | 20mm | 5/8"-11 |


FLANGE ADAPTERS



- Designed for Blades That Are Eight Inches or Larger with Eight Mounting Holes
- Made Of Durable High-Quality Steel
- Easily Mounted To Any Large Flush Cutting Blade
- Available in 5/8"-11 and M14-2 Thread Sizes

| PART NO. | TYPE | THREADS |
|----------|---------|---------|
| FAH-5/8 | Adapter | 5/8"-11 |
| FAH-M14 | Adapter | M14-2 |

SPIKE RULER



- Designed As A Precision Ruler That Will Not Move On Thin Porcelain Tiles or Panels with Texturized Surfaces
- Secures Ruler To The Material
- Convenient and Easy To Use
- Made Of Aluminum with A Wood Base

| PART NO. | SIZE |
|----------|-----------|
| SPR100 | 3'4" (1m) |

DRESSING STICK

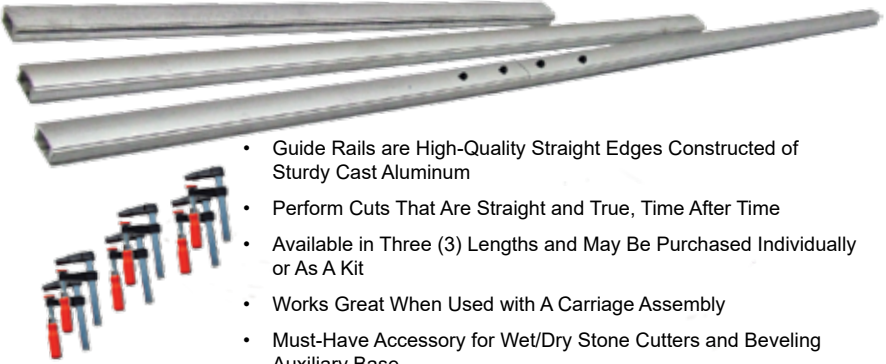


- Designed To Expose New Cutting Surfaces or Re-Open Glazed Diamond Blades and Grinding Wheels
- Removes Sinter Bond From Cutting Edge
- Can Be Used To Ease Sharp Corners
- Bond Type: Silicon Carbide

| PART NO. | SIZE | GRIT |
|----------|------------------|------|
| 290006 | 8" x 1.5" x 1.5" | 60 |

GUIDE RAILS


CREATES STRAIGHT CUTS EVERYTIME



- Guide Rails are High-Quality Straight Edges Constructed of Sturdy Cast Aluminum
- Perform Cuts That Are Straight and True, Time After Time
- Available in Three (3) Lengths and May Be Purchased Individually or As A Kit
- Works Great When Used with A Carriage Assembly
- Must-Have Accessory for Wet/Dry Stone Cutters and Beveling Auxiliary Base
- Complete System Makes Precision Cutting Fast and Easy
- Perfect for Miter Cutting for Laminated Waterfall Edge

| PART NO. | SIZE | FOR USE WITH | DESCRIPTION |
|-----------|------------|--------------|---|
| ASC-GR04 | 4' (1.2m) | | Guide Rail with 2 Clamps |
| ASC-GR07 | 7' (2.1m) | | Guide Rail with 2 Clamps |
| ASC-GR012 | 12' (3.6m) | | Guide Rail (2-6' pcs) with 2 Clamps, Connector & 4 Screws |
| ASC-GRKIT | Set | | Guide Rail Bundle (3 Rails (4', 7', 12'), 6 Clamps, Connector & 4 Screws) |
| GR-AGCT | 12" (0.3m) | | Guide Rail Connector w/4 Screws (M8x20) for 12' Rails |
| ECO-CAM | | ECC-125 | Ecocutter Carriage Assembly |
| ASC-5CSM | 5" | ESC-125 | Guide Rail Carriage Assembly |
| ASC-6CSM | 6" | PSC-150 | Guide Rail Carriage Assembly |
| BAB-CASM | | BAB1590 | Carriage Assembly for Beveling Base |

ASC-6CSM



ASC-5CSM



BAB-CASM



CUTTING ACCESSORIES

EZ THIN TILE CUTTERS

FAST AND ACCURATE CUTTING TOOLS

EZ SLIMLINE OIL CUTTER



HIGH-PRECISION CUTTER

- Tungsten-Carbide wheel on a Tungsten-Carbide axle provides the cleanest score and a long, wobble-free life
- Shaped and tapered clear plastic handle with profiled grip is ideal for tile contractors, artists, and craftsmen

Part No. KOC305B



EZ CUTTER OIL AVAILABLE

Unique Oil-Feed System Controls Oil Flow To Suit The Individual Needs

EZ THIN PANEL T-CUTTER

SMOOTH EASY CUTS



- The smooth-running, fast-cutting, easy-to-use manual glass cutter for sheet glass or thin panel materials
- Highly adaptable and quickly adjusts for odd-sized pieces as well as low maintenance and long service life
 - Makes perfect parallel cut to the guide edge with little effort



Available in 24" and 60"

Part No. KEC-600
Part No. KEC-1500

EZ PISTOL TYPE OIL CUTTER



ERGONOMICALLY DESIGNED

- Molded, clear plastic handle provides a comfortable grip during cutting

Part No. KOC303B

EZ GLASS RUNNING PLIERS



CLEAN BREAKS EVERYTIME

- Lightweight aluminum plier can be used on various thicknesses of glass from 5mm to 12mm
- Off-set handle provides clean and quick breaks
- The high-density plastic jaws will not chip or mark your glass

Part No. KOC512P

| PART NO. | RECOMMENDED FOR | DESCRIPTION |
|-----------|--------------------------|--|
| KEC-600 | Up to 24" | EZ Thin Panel T-Cutter 24" |
| KEC-1500 | Up to 60" | EZ Thin Panel T-Cutter 60" |
| KOC303B | Straight Cuts | EZ Pistol Type Oil Cutter |
| KOC305B | Straight Cuts | EZ Slimline Oil Cutter |
| KOC512P | Thickness 5mm to 12mm | EZ Glass Running Plier |
| 5480-1700 | | EZ Thin Cutter Starter Kit (inc. 24" T-Cutter, Pistol Cutter, Plier & Oil) |
| KOC1000 | EZ Tile Cutter Lubricant | EZ Cutter Oil - 8oz. (237ml) |

PROFILER B-SERIES

CREATES PERFECT DEMI-BULLNOSE EDGE



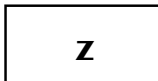
Demi-Bullnose

- Use On Granite, Engineered Stone, Marble, Concrete, Crystallized Glass and Porcelain Slabs
- Create A Perfect Demi-Bullnose/Roundover Edge Treatment
- Nylon Guide and Rotary Touchier Assures The Proper Depth Of Cut Is Achieved
- Equipped with A 5/8"-11 Female Thread and Internal Water Passage Holes
- Fits On All Popular Water-Fed Polishers

| PART NO. | SIZE | MAXIMUM RPM | THREADS | SHAPE |
|----------|---------------|-------------|-------------|---------------|
| PFB051 | 3/16" (0.5cm) | 3,500 | 5/8"-11 | Demi-Bullnose |
| PFB101 | 3/8" (1.0cm) | 3,500 | 5/8"-11 | Demi-Bullnose |
| PFB131 | 1/2" (1.3cm) | 3,500 | 5/8"-11 | Demi-Bullnose |
| PFB201 | 3/4" (2.0cm) | 3,500 | 5/8"-11 | Demi-Bullnose |
| PFBNG01 | | | Nylon Guide | Demi-Bullnose |

PROFILER Z-SERIES

PERFECT 90-DEGREE EDGE GRINDING



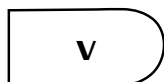
Straight Edge

- Vertical Grinding On All Types Of Materials
- Never Loses Shape for True Zero Tolerance
- Nylon Guide and Rotary Touchier Assures Uniformity
- Equipped with A 5/8"-11 Female Thread and Internal Water Passage Holes
- Fits On All Popular Water-Fed Polishers

| PART NO. | SIZE | MAXIMUM RPM | THREADS | SHAPE |
|----------|--------------|-------------|-------------|----------|
| PFZ301 | 1-1/4" (3cm) | 3,500 | 5/8"-11 | Straight |
| PFZ401 | 1-1/2" (4cm) | 3,500 | 5/8"-11 | Straight |
| PFBNG01 | | | Nylon Guide | |

PROFILER V-SERIES

CREATES PERFECT BULLNOSE EDGE



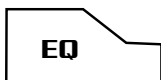
Full Bullnose

- Create A Perfect Bullnose/Roundover Edge Treatment
- Use On Granite, Engineered Stone, Marble, Limestone, Concrete, Crystallized Glass and Porcelain Slabs
- Eliminate The Time-Consuming Calibration Process for Seamed Pieces
- Nylon Guide and Rotary Touchier Assures The Edges Are Uniform
- Equipped with A 5/8"-11 Female Thread and Internal Water Passage Holes
- Fits On All Popular Water-Fed Polishers

| PART NO. | SIZE | MAXIMUM RPM | THREADS | SHAPE |
|----------|-----------------------------|-------------|-------------|---------------|
| PFV201 | 3/4" (2cm) | 3,500 | 5/8"-11 | Full Bullnose |
| PFV301 | 1-1/4" (3cm) | 3,500 | 5/8"-11 | Full Bullnose |
| PFV401 | 1-1/2" (4cm) | 3,500 | 5/8"-11 | Full Bullnose |
| PFV501 | 2" (5cm) | 5,000 | 5/8"-11 | Full Bullnose |
| PFV601 | 2-3/8" (6cm) | 5,000 | 5/8"-11 | Full Bullnose |
| PFBNG01 | Fits Up To 4cm Profilers | | Nylon Guide | Full Bullnose |
| PFBNG02 | Fits All Sizes of Profilers | | Nylon Guide | Full Bullnose |

PROFILER EQ-SERIES

CREATE PLATFORM FOR A DROP-IN SINK



For Drop-in-Sinks

- Creates A 45 Degree Beveled Edge and A Flat Recessed Edge To Fit Drop-In-Sinks
- Perfect for Edging Countertops, Sink Rims, Window Sills, Steps and Door Saddles
- Great for Granite, Engineered Stone, Marble, Concrete, Porcelain and Crystallized Glass Slabs
- Nylon Guide and Rotary Touchier Assures Uniformity
- Equipped with A 5/8"-11 Female Thread and Internal Water Passage Holes
- Fits On All Popular Water-Fed Polishers

| PART NO. | SIZE | MAXIMUM RPM | THREADS | SHAPE |
|----------|-------------|-------------|---------|--------------|
| PEQ201 | 1/4" | 3,500 | 5/8"-11 | Drop-in Sink |
| PFBNG01 | Nylon Guide | | | |

PROFILER E-SERIES

CREATE A HOLLYWOOD BEVELED EDGE



Hollywood Bevel

- Creates A Hollywood Bevel Profile (1" - 20 Degree Bevel)
- Perfect for Edging Countertops, Sink Rims, Window Sills, Steps and Door Saddles
- Use On All Types of Granite and Engineered Stones, Marble, Concrete and Crystallized Glass Slabs
- Nylon Guide and Rotary Touchier Assures Uniformity
- Equipped with A 5/8"-11 Female Thread and Internal Water Passage Holes
- Fits On All Popular Water-Fed Polishers

| PART NO. | SIZE | MAXIMUM RPM | THREADS | SHAPE |
|----------|-------------|-------------|---------|-----------------|
| PFE001 | 1" | 3,500 | 5/8"-11 | 20 Degree Bevel |
| PFBNG01 | Nylon Guide | | | |

PROFILER F-SERIES

CREATE AN OGEE BEVELED EDGE



Breaker - Position 0



Ogee - Position 1

- Create A Perfect Ogee Edge Treatment
- Unique Two-Step Process To Make Your Operation Easier
- Works Great On Granite, Engineered Stone, Concrete, Marble and Porcelain Slab
- Fits On All Popular Water-Fed Polishers
- Nylon Guide and Rotary Touchier Assures The Proper Depth of Cut Is Achieved
- Equipped with A 5/8"-11 Female Thread and Internal Water Passage Holes

| PART NO. | SIZE | MAXIMUM RPM | THREADS | SHAPE |
|----------|--------------|-------------|---------|--------------------|
| PFF200 | 3/4" (2cm) | 3,500 | 5/8"-11 | Breaker-Position 0 |
| PFF201 | 3/4" (2cm) | 3,500 | 5/8"-11 | Ogee-Position 1 |
| PFF300 | 1-1/4" (3cm) | 3,500 | 5/8"-11 | Breaker-Position 0 |
| PFF301 | 1-1/4" (3cm) | 3,500 | 5/8"-11 | Ogee-Position 1 |
| PFBNG01 | Nylon Guide | | | |

PROFILER Q-SERIES

CREATE RECESSED DRAIN HOLES



Recessed Base

- Creates A 90-Degree Edge for Recessed Drains
- Great for Granite, Engineered Stone, Marble, Concrete, Porcelain and Crystallized Glass Tile
- Nylon Guide and Rotary Touchier Assures Edge Uniformity
- Equipped with A 5/8"-11 Female Thread and Internal Water Passage Holes
- Fits On Most Popular Water-Fed Polishers and Grinders

| PART NO. | SIZE | MAXIMUM RPM | THREADS | SHAPE |
|----------|-------------|-------------|---------|------------------|
| PFQ061 | 1/4" | 3,500 | 5/8"-11 | 90 degree recess |
| PFBNG01 | Nylon Guide | | | |

PROFILER RE-SERIES

CREATE 45 DEGREE INTERNAL BEVEL



Reversed Bevel

- Produce A Flawless 45 Degree Corner Piece
- Use On Granite, Engineered Stone, Marble, Limestone and Porcelain Tiles
- Nylon Guide and Rotary Touchier Assures Uniformity
- Equipped with A 5/8"-11 Female Thread and Internal Water Passage Holes
- Fits On All Popular Water-Fed Polishers

| PART NO. | SIZE | MAXIMUM RPM | THREADS | SHAPE |
|----------|-------------|-------------|---------|---------------|
| PIB101 | 3/8" (1cm) | 3,500 | 5/8"-11 | Reverse Bevel |
| PFBNG01 | Nylon Guide | | | |

SPIKE DISC

COATING REMOVAL MADE EASY



- Designed for Thick Coating Removal of Epoxy, Urethane, Glue and Adhesives
- Unique Open-Mesh Layout Reduces Clogging and Heat Build-Up
- Optimized Diamond Grits Provide A Consistent Performance
- Sandwiched-Rubber Cushioned Light-Weight Body Reduces Noise and Vibration
- Each Diamond Bead Has Multiple Diamond Grits To Maintain A Sharp Cutting Capability for A Long Time
- Can Be Used On Steel, Wood, Glass Fiber Reinforced Polymer and Carbon Fiber Reinforced Polymer.
- Available in 4-1/2", 5" and 7" with 7/8" Arbor or with 5/8"-11 Zinc Hub and A Square Arbor for Spring Load Systems
- Combine with The Ecoguard G for A Virtually Dust-Free Solution

| PART NO. | SIZE | MAXIMUM RPM | ARBOR(S) | GRIT |
|----------|--------|-------------|----------|------|
| VCS4535 | 4-1/2" | 13,200 | 7/8" | 35 |
| VCS453H | 4-1/2" | 13,200 | 5/8"-11 | 35 |
| VCS4550 | 4-1/2" | 13,200 | 7/8" | 50 |
| VCS455H | 4-1/2" | 13,200 | 5/8"-11 | 50 |
| VCS5035 | 5" | 13,200 | 7/8" | 35 |
| VCS503H | 5" | 12,200 | 5/8"-11 | 35 |
| VCS503Q | 5" | 12,200 | Sq Arbor | 35 |
| VCS5050 | 5" | 12,200 | 7/8" | 50 |
| VCS505H | 5" | 12,200 | 5/8"-11 | 50 |
| VCS7035 | 7" | 8,400 | 7/8" | 35 |
| VCS703H | 7" | 8,400 | 5/8"-11 | 35 |
| VCS7050 | 7" | 8,400 | 7/8" | 50 |
| VCS705H | 7" | 8,400 | 5/8"-11 | 50 |



close-up of diamonds



sandwich construction

VEXTRA FLAT DISC

GENERAL PURPOSE FLAT GRINDING DISC



- Designed To Grind Steel, Stainless Steel and Non-Ferrous Metals
- Great for Removing Rust, Burrs, Mill Scale, Paint On Metal Surfaces Without Clogging The Grinding Surface
- Optimized Diamond Grits for Consistent Performance
- Sandwich Construction Reduces Noise and Vibration
- Available in 4-1/2", 5" and 7" with 7/8" Arbor or with 5/8"-11 Zinc Hub
- Works Well When Eliminating Epoxy, Glues and Adhesives
- Can Be Used On Natural Stones, Engineered Stone/ Quartz Surface, Wood and Rubber

| PART NO. | SIZE | MAXIMUM RPM | ARBOR(S) | GRIT |
|----------|--------|-------------|----------|------|
| VDD4535 | 4-1/2" | 13,200 | 7/8" | 35 |
| VDD453H | 4-1/2" | 13,200 | 5/8"-11 | 35 |
| VDD4550 | 4-1/2" | 13,200 | 7/8" | 50 |
| VDD455H | 4-1/2" | 13,200 | 5/8"-11 | 50 |
| VDD4580 | 4-1/2" | 13,200 | 7/8" | 80 |
| VDD458H | 4-1/2" | 13,200 | 5/8"-11 | 80 |
| VDD5035 | 5" | 12,200 | 7/8" | 35 |
| VDD503H | 5" | 12,200 | 5/8"-11 | 35 |
| VDD5050 | 5" | 12,200 | 7/8" | 50 |
| VDD505H | 5" | 12,200 | 5/8"-11 | 50 |
| VDD5080 | 5" | 12,200 | 7/8" | 80 |
| VDD508H | 5" | 12,200 | 5/8"-11 | 80 |
| VDD7035 | 7" | 8,400 | 7/8" | 35 |
| VDD703H | 7" | 8,400 | 5/8"-11 | 35 |
| VDD7050 | 7" | 8,400 | 7/8" | 50 |
| VDD705H | 7" | 8,400 | 5/8"-11 | 50 |
| VDD7080 | 7" | 8,400 | 7/8" | 80 |
| VDD708H | 7" | 8,400 | 5/8"-11 | 80 |



sandwich construction



open-mesh

VEXCEL RIGID DISC

GENERAL PURPOSE RIGID GRINDING DISC



- Designed for Heavy-Duty Material Removal Applications
- Use On Cast Iron, Steel, Stainless Steel, Non-Ferrous Metals, Metal Alloys, Carbon Fiber Reinforcement Plastic (CFRP), Glass Fiber Reinforcement Plastic (GFRP), Natural and Engineered Stones
- Robust Diamond Grits for Maximum Performance
- Fluoric Rubber Backing To Reduce Noise and Vibration
- Highly Recommended for Grinding of Cast Iron and Welding Beam
- Very Aggressive and A Long Life

| PART NO. | SIZE | MAXIMUM RPM | ARBOR(S) | GRIT |
|----------|--------|-------------|----------|------|
| VDR4525 | 4-1/2" | 13,200 | 7/8" | 25 |
| VDR452H | 4-1/2" | 13,200 | 5/8"-11 | 25 |
| VDR4535 | 4-1/2" | 13,200 | 7/8" | 35 |
| VDR453H | 4-1/2" | 13,200 | 5/8"-11 | 35 |
| VDR4550 | 4-1/2" | 13,200 | 7/8" | 50 |
| VDR455H | 4-1/2" | 13,200 | 5/8"-11 | 50 |
| VDR4580 | 4-1/2" | 13,200 | 7/8" | 80 |
| VDR458H | 4-1/2" | 13,200 | 5/8"-11 | 80 |
| VDR5025 | 5" | 12,200 | 7/8" | 25 |
| VDR502H | 5" | 12,200 | 5/8"-11 | 25 |
| VDR5035 | 5" | 12,200 | 7/8" | 35 |
| VDR503H | 5" | 12,200 | 5/8"-11 | 35 |
| VDR5050 | 5" | 12,200 | 7/8" | 50 |
| VDR505H | 5" | 12,200 | 5/8"-11 | 50 |
| VDR5080 | 5" | 12,200 | 7/8" | 80 |
| VDR508H | 5" | 12,200 | 5/8"-11 | 80 |
| VDR7025 | 7" | 8,400 | 7/8" | 25 |
| VDR702H | 7" | 8,400 | 5/8"-11 | 25 |
| VDR7035 | 7" | 8,400 | 7/8" | 35 |
| VDR703H | 7" | 8,400 | 5/8"-11 | 35 |
| VDR7050 | 7" | 8,400 | 7/8" | 50 |
| VDR705H | 7" | 8,400 | 5/8"-11 | 50 |
| VDR7080 | 7" | 8,400 | 7/8" | 80 |
| VDR708H | 7" | 8,400 | 5/8"-11 | 80 |

DW STYLE

DESIGNED FOR NATURAL & ENGINEERED STONE



- Aggressive Grinding Wheel Specially Formulated for Natural Stone Products
- Performs Exceptionally Well On Most Granites and Harder Materials
- Turbo Design Provides Fast Stock Removal
- Premium Choice for Any Grinding, Shaping or Beveling Work
- Fabricators Love Its Aggressiveness and Endurance
- Available in 4" and 6" Diameters
- Coarse and Medium Grits Available
- Can Be Used Wet or Dry

| PART NO. | SIZE | MAXIMUM RPM | THREADS | GRIT |
|----------|------|-------------|----------|--------|
| DW4C11 | 4" | 14,500 | 5/8" -11 | Coarse |
| DW4M11 | 4" | 14,500 | 5/8" -11 | Medium |
| DW6C11 | 6" | 10,100 | 5/8" -11 | Coarse |
| DW6M11 | 6" | 10,100 | 5/8" -11 | Medium |

DS STYLE

DESIGNED FOR NATURAL & ENGINEERED STONE



- Perfect for Lightweight Grinding and Shaping Work
- Works Well On Marbles and Granites
- Exclusive "No Bounce" Construction Reduces Operator Fatigue and Improves Control
- Fits On Most Common Angle Grinders and Wet Polishers
- Can Be Used Wet or Dry At Low or High-Speeds
- Versatile and Long Lasting
- Great for Shaping Delicate Edges

| PART NO. | SIZE | MAXIMUM RPM | THREADS | GRIT |
|----------|------|-------------|---------|--------|
| DS4C11 | 4" | 14,500 | 5/8"-11 | Coarse |

VFLEX SANDING DISC

GENERAL PURPOSE FLEXIBLE SANDING DISC



- Perfect for paint, coating, oxide and rust removal, grinding burr and chamfering on the edge of steel, stainless steel and contoured surfaces
- For use on: Cast Iron, Steel, Stainless Steel, Stone, Ceramic & Composite Materials
- Flexible Sandwich Construction Reduces Noise and Vibration
- Ideal for Shaping Natural/Engineered Stone and Glass
- Available in 5" and 7" with 7/8" arbor or with 5/8"-11 zinc hub

| PART NO. | SIZE | MAX RPM | ARBOR(S) | GRIT |
|----------|------|---------|----------|------|
| VDF5035 | 5" | 5,000 | 7/8" | 35 |
| VDF503H | 5" | 5,000 | 5/8"-11 | 35 |
| VDF5050 | 5" | 5,000 | 7/8" | 50 |
| VDF505H | 5" | 5,000 | 5/8"-11 | 50 |
| VDF5080 | 5" | 5,000 | 7/8" | 80 |
| VDF508H | 5" | 5,000 | 5/8"-11 | 80 |
| VDF7035 | 7" | 5,000 | 7/8" | 35 |
| VDF703H | 7" | 5,000 | 5/8"-11 | 35 |
| VDF7050 | 7" | 5,000 | 7/8" | 50 |
| VDF705H | 7" | 5,000 | 5/8"-11 | 50 |
| VDF7080 | 7" | 5,000 | 7/8" | 80 |
| VDF708H | 7" | 5,000 | 5/8"-11 | 80 |



flexible sandwich construction

SANDPAPER

CONCRETE AND MARBLE POLISHING



- Waterproof Hook and Loop Backed Silicon Carbide Abrasive
- Use On Marbles and Softer Types of Natural Stone
- Can Also Be Used To Polish Glass, Metal and Wood
- Very Adaptable To Onsite Work and Easy To Use
- Resists Clogging When Used Wet
- Can Be Used Wet or Dry



| HOOK AND LOOP | | 4" | 5" |
|---------------|----------|----------|----------|
| GRIT | QUANTITY | PART NO. | PART NO. |
| 80 | 50 | MP40080 | MP50080 |
| 120 | 50 | MP40120 | MP50120 |
| 240 | 50 | MP40240 | MP50240 |
| 320 | 50 | MP40320 | MP50320 |
| 400 | 50 | MP40400 | MP50400 |
| 500 | 50 | MP40500 | MP50500 |
| 600 | 50 | MP40600 | MP50600 |
| Assortment | 50 | MP40KIT | MP50KIT |



CERAMICA 3-PART SYSTEM

Alpha® Ceramica is a three-part system for polishing granite, hard marble and porcelain. Utilizing the best grade industrial diamonds and the best bond materials, Alpha® Ceramica is sure to provide the best possible finish on your polished stone. Alpha® Ceramica EX augments the Ceramica line allowing the fabricator to polish a variety of different materials such as engineered stone, quartz surfaces, marble, porcelain and granite.

part 1

Ceramica Vitrified and Ceramica Metal

Long lasting and aggressive design.
Rigid or flexible depending upon application requirements.
Use for light shaping work, smoothing and preparing for the polishing process.



Ceramica Resin and Ceramica EX


Fine grade diamonds are heat sintered in a hard resin bond within a flexible matrix.
Each grit covers the previous grit, and through the process closes the pores for a natural polish.
After the last grit, a solid natural polish is achieved.

part 2

part 3

Ceramica Buff

Super fine abrasive disc that brings out a deep glossy reflection with a mirror finish.
Use in place of messy polishing powders and dangerous chemicals for final polishing.



| APPLICATION | VITRIFIED | RESIN | METAL |
|----------------------|-----------|-------|-------|
| Ogee Edge | NR | R | HR |
| Undermount Sink Hole | NR | R | HR |
| Inside Corners | NR | R | HR |
| Bullnose | HR | R | R |

(Applicable up to 300 Grit)

| PERFORMANCE | VITRIFIED | RESIN | METAL |
|-------------|-----------|-------|-------|
| Durability | HR | R | HR |
| Flexibility | R | HR | HR |
| Cutting | HR | R | HR |

| POLISHING AREAS | VITRIFIED | RESIN | METAL |
|-----------------|-----------|-------|-------|
| Concave | R | HR | HR |
| Convex | HR | R | R |
| Flat | R | NR | HR |

Alpha® Ceramica is designed for a variety of applications and can be used in the polishing shop at the job site. A long time standard in the fabrication area, there are no other systems with the same capability for a deep gloss finish.

KEY: HR = Highly Recommended

R = Recommended

NR = Not Recommended

CERAMICA VITRIFIED

PREPARATION STAGE FOR WET GRANITE POLISHING



- Designed To Handle The Hard Job of Removing Saw and Grinding Marks
- Ideal for The Bullnose or Profiled Edge
- Fabricators Love The Aggressiveness, Ease of Use and Long Life
- Excellent Results On A Consistent Basis
- Available in Grits of 60, 150 and 300
- Cost-Effective Investment



| HOOK AND LOOP | | 3" | 4" | 5" |
|---------------|--------|----------|----------|----------|
| GRIT | COLOR | PART NO. | PART NO. | PART NO. |
| 60 | Blue | GP30060V | GP40060V | GP50060V |
| 150 | Yellow | GP30150V | GP40150V | GP50150V |
| 300 | Orange | GP30300V | GP40300V | GP50300V |

CERAMICA METAL

PREPARATION STAGE FOR WET GRANITE POLISHING




- Produces A High-Quality Polish That Matches The Edge To The Slab Surface
- Extremely Flexible with Consistent Performance
- Use On Popular Hand-Held Wet Polishers
- Hook & Loop Backed for Quick Grit Changes
- Works Very Well in Tight Curved Areas



| HOOK AND LOOP | | 3" | 4" |
|---------------|--------|----------|----------|
| GRIT | COLOR | PART NO. | PART NO. |
| 60 | Blue | FD30060M | FD40060M |
| 150 | Yellow | FD30150M | FD40150M |
| 300 | Orange | FD30300M | FD40300M |

CERAMICA RESIN

ULTIMATE POLISHING PADS FOR GRANITE




- High-Performance Discs Provide The Best Possible Polish
- Extremely Flexible with Consistent Performance
- Best in The Industry and Very Cost-Effective
- Designed for Wet Granite Hand Polishing
- Fabricators Achieve Excellent Results Consistently
- Works Extremely Well in Tight Curved Areas Such As Inside Sinkholes
- Available in 3", 4" and 5" Size Discs

| HOOK AND LOOP | | 3" | 4" | 5" |
|---------------|-------------|----------|----------|----------|
| GRIT | COLOR | PART NO. | PART NO. | PART NO. |
| 150 | Yellow | GP30150R | GP40150R | GP50150R |
| 300 | Orange | GP30300R | GP40300R | GP50300R |
| 500 | Red | GP30500R | GP40500R | GP50500R |
| 1000 | Dark Green | GP31000R | GP41000R | GP51000R |
| 2000 | Light Green | GP32000R | GP42000R | GP52000R |
| 3000 | Brown | GP33000R | GP43000R | GP53000R |

CERAMICA EX

WET POLISHING FOR ALL STONES




- Produces A High-Quality Shine
- Polishes On All Materials
- Ideal for Polishing Inside Corners and A Tight Radius
- Works Very Well On Tough Materials Including Tough To Polish Black and Green Marbles
- Extremely Flexible



| HOOK AND LOOP | | 3" | 4" | 5" |
|---------------|---------------------|----------|----------|----------|
| GRIT | COLOR | PART NO. | PART NO. | PART NO. |
| 200 | Yellow | EX30200R | EX40200R | EX50200R |
| 500 | Red | EX30500R | EX40500R | EX50500R |
| 1000 | Dark Green | EX31000R | EX41000R | EX51000R |
| 2000 | Light Green | EX32000R | EX42000R | EX52000R |
| 3000 | Brown | EX33000R | EX43000R | EX53000R |
| ALL | Assortment (1 each) | — | EX40KIT | — |

CERAMICA BUFF

ULTIMATE WET GRANITE FINAL POLISHING



- Produces A Superior Glossy Finish
- Available in Black for Dark Stones and White for Light Colored Stones
- Small Amount of Water Required
- Consistent Performer for Professional Quality
- Hook & Loop Backed
- Use On Popular Hand-Held Wet Polishers
- Available in 3", 4" and 5"
- Favorite of Fabricators, Monumentalists and Tile Contractors

| HOOK AND LOOP | | 3" | 4" | 5" |
|---------------|-------|----------|----------|----------|
| GRIT | COLOR | PART NO. | PART NO. | PART NO. |
| BUFF | Black | GP3BLACK | GP4BLACK | GP5BLACK |
| BUFF | White | GP3WHITE | GP4WHITE | GP5WHITE |

CERAMICA TF

FOR TEXTURED FINISH




- Create Textured Finishes On Engineered Stone/ Quartz Surfaces
- Extremely Flexible Disc Reaches Tight Corners Comfortably
- Hook & Loop Backed for Quick Grit Changes
- Use On Popular Hand-Held Wet Polishers
- Use with Undersized Backer Pads for Internal Corners and Sink Rims



| PART NO. | SIZE | TYPE | GRIT | COLOR |
|----------|------|-------------|--------|-------------|
| TFR4000 | 4" | Hook & Loop | Pos. 0 | Orange |
| TFR4001 | 4" | Hook & Loop | Pos. 1 | Red |
| TFR4002 | 4" | Hook & Loop | Pos. 2 | Dark Green |
| TFR4003 | 4" | Hook & Loop | Pos. 3 | Light Green |
| TF40KIT | 4" | Hook & Loop | 1 each | Assortment |



KIRARA PADS

EASY THREE-STEP MAINTENANCE SYSTEM




- Restore The Polish Of Marble, Limestone & Concrete Surfaces
- Great For Difficult To Polish Marble and Limestone, Such As Nero Maquina (Black Marble)
- Fast, Consistent, High-Quality Results
- Easy 3-Step Maintenance System
- Minimal Water Needed When Used Wet
- Can Be Used On A Typical Floor Buffers with 175 RPM or 300 RPM

| PART NO. | SIZE | MAX RPM | TYPE | RECOMMENDED FOR | GRIT | COLOR |
|----------|------|---------|-------------|---------------------------|-------|-------------|
| KWD4001 | 4" | 4,000 | Hook & Loop | Marble/Limestone/Concrete | Pos 1 | Red |
| KWD4002 | 4" | 4,000 | Hook & Loop | Marble/Limestone/Concrete | Pos 2 | Light Green |
| KWD4003 | 4" | 4,000 | Hook & Loop | Marble/Limestone/Concrete | Pos 3 | Blue |



Can also be used on a **Driver Pad** for Floor Polishing!



DIAMOND FACE FOAM PADS

DESIGNED FOR BOTH
ROTARY & DA POLISHER



DIAMOND FACE FOAM PADS

- **DESIGNED FOR BOTH ROTARY & DA POLISHERS**
- **REDUCED POLISH SPLASH AND HEAT BUILD-UP**
- **SMOOTHIER HANDLING AND REDUCED VIBRATION**
- **CAN WITHSTAND HIGH TEMPERATURES AND WATER WASH**
- **GREAT FOR USE ON SCRATCH RESISTANT/CERAMIC PAINTS**

| PART NO. | SIZE | TYPE | COLOR | RECOMMENDED FOR | GRIT |
|----------|-------|-------------|--------|---------------------|------|
| FPG04120 | 4"x1" | Hook & Loop | Green | High Cutting | T120 |
| FPG06120 | 6"x1" | Hook & Loop | Green | High Cutting | T120 |
| FPG07120 | 7"x1" | Hook & Loop | Green | High Cutting | T120 |
| FPY04080 | 4"x1" | Hook & Loop | Yellow | Medium Cutting | T80 |
| FPY06080 | 6"x1" | Hook & Loop | Yellow | Medium Cutting | T80 |
| FPY07080 | 7"x1" | Hook & Loop | Yellow | Medium Cutting | T80 |
| FPB04020 | 4"x1" | Hook & Loop | Black | Finishing/Polishing | T20 |
| FPB06020 | 6"x1" | Hook & Loop | Black | Finishing/Polishing | T20 |
| FPB07020 | 7"x1" | Hook & Loop | Black | Finishing/Polishing | T20 |
| FPR04010 | 4"x1" | Hook & Loop | Red | Finishing/Finishing | T10 |
| FPR06010 | 6"x1" | Hook & Loop | Red | Finishing/Finishing | T10 |
| FPR07010 | 7"x1" | Hook & Loop | Red | Finishing/Finishing | T10 |

CERAMICA DRY

WET POLISHING FOR ALL STONES




- Dry Polish All Natural Stones and Cement-Based Composites
- For Use On Sanders and Polishers
- Thick Diamond Layer for Better Quality Results
- Hook & Loop Backed for Quick Grit Changes
- Use On Popular Hand-Held Wet Polishers



| HOOK AND LOOP | | 4" | 5" |
|---------------|---------------------|----------|----------|
| GRIT | COLOR | PART NO. | PART NO. |
| 60 | Blue | CD40060R | CD50060R |
| 200 | Yellow | CD40200R | CD50200R |
| 500 | Red | CD40500R | CD50500R |
| 1000 | Dark Green | CD41000R | CD51000R |
| 2000 | Light Green | CD42000R | CD52000R |
| 3000 | Brown | CD43000R | CD53000R |
| ALL | Assortment (1 each) | CD40KIT | CD50KIT |

HAND PADS

HAND POLISHING PADS



- Convenient, On-Site Polishing, On Materials
- Use On Glass, Ceramics, Marble, Granite, Porcelain, Concrete, Terrazzo and Quartz Surfaces
- Two Bond Types To Provide The Best Possible Finish
- Available in Electroplated and Resin Grits
- Can Be Used Wet or Dry



| PART NO. | GRIT | COLOR | BOND TYPE |
|----------|------|-------------|---------------|
| DHP0060 | 60 | Blue | Electroplated |
| DHP0150 | 150 | Yellow | Electroplated |
| DHP0300 | 300 | Orange | Electroplated |
| DHP0500 | 500 | Red | Electroplated |
| DHP1000 | 1000 | Dark Green | Resin |
| DHP2000 | 2000 | Light Green | Resin |
| DHP3000 | 3000 | Brown | Resin |
| DHPKIT | | | Set of 7 |

PVA VP STYLE

VERSATILE, HIGH-SPEED DRY POLISHING SYSTEM



- Designed To Polish Softer Stones, Ceramics, Metals and Woods
- Can Be Used On Polishers, Sanders and Grinders At Any RPM
- Recommended for Paint, Coating, Mill Scale and Rust Removal
- Versatile, High-Speed and Long Lasting
- 4-1/2" Discs Do Not Clog
- Formulated with A Silicon Carbide Abrasive and A Polyvinyl Alcohol Bond
- Grits Range From Extra Coarse To Extra Fine
- Available with A Straight 7/8" Arbor or A 5/8"-11 Disposable Zinc Hub

| PART NO. | SIZE | GRIT | ARBOR | FINISH |
|----------|--------|------|---------|--------------|
| SPVA45W | 4-1/2" | 40 | 7/8" | Extra Coarse |
| SPVA45R | 4-1/2" | 80 | 7/8" | Coarse |
| SPVA45B | 4-1/2" | 220 | 7/8" | Medium |
| SPVA45G | 4-1/2" | 400 | 7/8" | Fine |
| SPVA45Y | 4-1/2" | 600 | 7/8" | Extra Fine |
| SPVA45WH | 4-1/2" | 40 | 5/8"-11 | Extra Coarse |
| SPVA45RH | 4-1/2" | 80 | 5/8"-11 | Coarse |
| SPVA45BH | 4-1/2" | 220 | 5/8"-11 | Medium |
| SPVA45GH | 4-1/2" | 400 | 5/8"-11 | Fine |
| SPVA45YH | 4-1/2" | 600 | 5/8"-11 | Extra Fine |

PVA VP Polishing Disc without Hub



PVA VP Polishing Disc with Hub



PVA MS STYLE

MARBLE EDGE POLISHING SYSTEM



- Best Polishing Solution for Glass Tile, Marble, Limestone and Travertine
- Ideal for Baseboard, Corner and Countertop Edge Applications
- Fast Working, Long Lasting At An Affordable Price
- 4" Discs Can Also Be Used for Paint Removal, As The Material Will Not Clog
- Works Well On Most Common High-Speed Grinders
- Grits Range From Extra Coarse To Extra Fine
- Available with a 5/8" Arbor
- Very Effective On Contours, Edges and Irregular Surfaces
- Polishes Stainless Steel to a mirror-like finish

| PART NO. | SIZE | ARBOR | GRIT | FINISH | QUANTITY |
|----------|------|-------|------------|--------------|----------|
| PVAMSW | 4" | 5/8" | 40 | Extra Coarse | 10 |
| PVAMSR | 4" | 5/8" | 80 | Coarse | 10 |
| PVAMSB | 4" | 5/8" | 220 | Medium | 10 |
| PVAMSG | 4" | 5/8" | 400 | Fine | 10 |
| PVAMSY | 4" | 5/8" | 600 | Extra Fine | 10 |
| PVAMSK | 4" | 5/8" | Assortment | All | 10 |
| SPVAMSW | 4" | 5/8" | 40 | Extra Coarse | 1 |
| SPVAMSR | 4" | 5/8" | 80 | Coarse | 1 |
| SPVAMSB | 4" | 5/8" | 220 | Medium | 1 |
| SPVAMSG | 4" | 5/8" | 400 | Fine | 1 |
| SPVAMSY | 4" | 5/8" | 600 | Extra Fine | 1 |



10 pieces per box



ALSO AVAILABLE
IN SINGLE PACK

PVA QC STYLE

MARBLE EDGE POLISHING SYSTEM



- Best Polishing Solution for Glass Tile
- Ideal for Baseboard, Corner and Countertop Edge Applications
- “Quick Change” Process Saves Time, Increases Productivity
- Works Well On Most Common Low Speed Polishing Tools
- 4” Discs Can Also Be Used for Paint Removal, As The Material Will Not Clog
- Fast Working, Long Lasting At An Affordable Price
- Grits Range From Extra Coarse To Extra Fine
- Polishes Stainless Steel To A Mirror-Like Finish

| PART NO. | SIZE | MAXIMUM RPM | ARBOR | GRIT | FINISH | QUANTITY |
|----------|------|-------------|---------|------------|--------------------|----------|
| PVAQCW | 4" | 4,000 | QC | 40 | Extra Coarse | 5 |
| PVAQCR | 4" | 4,000 | QC | 80 | Coarse | 5 |
| PVAQCB | 4" | 4,000 | QC | 220 | Medium | 5 |
| PVAQCG | 4" | 4,000 | QC | 400 | Fine | 5 |
| PVAQCY | 4" | 4,000 | QC | 600 | Extra Fine | 5 |
| PVAQCK | 4" | 4,000 | QC | Assortment | All | 5 |
| SPVAQCW | 4" | 4,000 | QC | 40 | Extra Coarse | 1 |
| SPVAQCR | 4" | 4,000 | QC | 80 | Coarse | 1 |
| SPVAQCB | 4" | 4,000 | QC | 220 | Medium | 1 |
| SPVAQCG | 4" | 4,000 | QC | 400 | Fine | 1 |
| SPVAQCY | 4" | 4,000 | QC | 600 | Extra Fine | 1 |
| PVA-5/8 | 4" | 4,000 | 5/8"-11 | | Snail Lock Adapter | |



5 pieces per box



ALSO AVAILABLE
IN SINGLE PACK

TURBOSHINE

POLISHING AND SCRATCH REMOVAL SYSTEM



RIGID



BLACK BUFF

WHITE BUFF



GRINDING WHEEL

ADAPTER

- Designed for Polishing Seamless Countertops and Scratch Removal for Natural and Engineered Stones
- Utilizes Dual Adapter System for Reduced Vibration
- Quick Disc Type and Grit Changes Reduces Downtime
- Provides The Best Results On Granite, Engineered Stone/Quartz Surfaces, and Difficult Marbles Such As Green and Black
- Final Polishing Wheel Achieves The Highest Possible Shine
- Works Great On Crystallized Glass and Concrete Slabs



| PART NO. | SIZE | MAX. RPM | TYPE | THREADS | GRIT | COLOR |
|-----------|------|----------|----------------|---------------------|------|-------------|
| TSR30100R | 3" | 4,000 | Rigid | Dual Adapter System | 100 | Blue |
| TSR30200R | 3" | 4,000 | Rigid | Dual Adapter System | 200 | Yellow |
| TSR30500R | 3" | 4,000 | Rigid | Dual Adapter System | 500 | Red |
| TSR31000R | 3" | 4,000 | Rigid | Dual Adapter System | 1000 | Dark Green |
| TSR32000R | 3" | 4,000 | Rigid | Dual Adapter System | 2000 | Light Green |
| TSR33000R | 3" | 4,000 | Rigid | Dual Adapter System | 3000 | Brown |
| TSR3BLACK | 3" | 4,000 | Rigid | Dual Adapter System | Buff | Black |
| DAS35/8PD | 3" | 6,000 | Adapter | 5/8"-11 | | |
| DAS3M14PD | 3" | 6,000 | Adapter | M14-2 | | |
| TSM30060M | 3" | 14,500 | Grinding Wheel | 5/8"-11 | 60 | Blue |
| TSM30120M | 3" | 14,500 | Grinding Wheel | 5/8"-11 | 120 | Yellow |

TURBOSHINE FOR CRYSTALLIZED GLASS

POLISHING AND SCRATCH REMOVAL SYSTEM



- Designed To Polish Straight and Beveled Edges On Crystallized Glass and Other Vitreous Materials
- Utilizes Dual Adapter System for Reduced Vibration
- Great for Polishing Seamless Countertops and Scratch Removal On Pure White Crystallized Glass and Glass2 Slabs
- Quick Grit Changes Reduces Downtime
- Final Polishing Wheel Achieves The Highest Possible Shine



| PART NO. | SIZE | MAX. RPM | TYPE | THREADS | GRIT | COLOR |
|-----------|------|----------|----------------|---------------------|--------------------|-------------|
| TSG30200R | 3" | 4,000 | Rigid | Dual Adapter System | 200 | Yellow |
| TSG30500R | 3" | 4,000 | Rigid | Dual Adapter System | 500 | Red |
| TSG31000R | 3" | 4,000 | Rigid | Dual Adapter System | 1000 | Dark Green |
| TSG32000R | 3" | 4,000 | Rigid | Dual Adapter System | 2000 | Light Green |
| TSG3TSUYA | 3" | 4,000 | Rigid | Dual Adapter System | Tsuya Final Polish | Black |
| DAS35/8PD | 3" | 6,000 | Adapter | 5/8"-11 | | |
| DAS3M14PD | 3" | 6,000 | Adapter | M14-2 | | |
| TSM30060M | 3" | 14,500 | Grinding Wheel | 5/8"-11 | 60 | Blue |
| TSM30120M | 3" | 14,500 | Grinding Wheel | 5/8"-11 | 120 | Yellow |

ANTIQUE BRUSH WHEELS

BRUSH WHEELS FOR TEXTURED FINISHES



- Create A Textured Finish On The Edge and Surface Of Engineered Stone/Quartz Surfaces
- Developed with TYNEX®, A Filament From Dupont, To Ensure Safety and Exceptional Performance
- Utilizes A Snail Lock Adapter (SFAT)
- Fits Most Popular Edge Polishing Machines, Hand-Held Sanders and Polishers
- Grits Sequence of #24, #36, #60, #120, #240 and #320
- Can Be Used On Other Stone Such As Granite

| SNAIL LOCK | | | 4" | 5" |
|--------------------|-----------|-------------|----------|----------|
| GRIT | BOND TYPE | MAXIMUM RPM | PART NO. | PART NO. |
| 24 | Resin | 4,000 | AB4024 | AB5024 |
| 36 | Resin | 4,000 | AB4036 | AB5036 |
| 60 | Resin | 4,000 | AB4060 | AB5060 |
| 120 | Resin | 4,000 | AB4120 | AB5120 |
| 240 | Resin | 4,000 | AB4240 | AB5240 |
| 320 | Resin | 4,000 | AB4320 | AB5320 |
| Snail Lock Adapter | | 4,000 | PVA-5/8 | |
| Snail Lock Adapter | | 2,000 | | SFAT-5/8 |

FELT WHEELS

FOR USE WITH POLISHING POWDERS



- Designed for Use with Polishing Powders, Pastes or Bars
- Very Durable - Holds Up To Acidic Compounds and Heat Generated During Final Polishing
- Hook and Loop Backed Buffing Wheels
- 1/4" Thick with The Perfect Degree Of Hardness Versus Softness
- Very Popular Material for The Final Buff Process with Fabricators and Monumentalists
- Can Be Used for Floor Polishing Applications

| PART NO. | SIZE | TYPE |
|----------|------|-------------|
| FW30250 | 3" | Hook & Loop |
| FW40250 | 4" | Hook & Loop |
| FW50250 | 5" | Hook & Loop |

BACKER PADS

RIGID BACKER PADS



- High-Quality Backer Pad Is Super Rigid and Flat
- Eliminates The Wavy Finish When Polishing
- Hook and Loop Backed
- The Rigidness Of The Pad Enables Work in Small Areas Such As Corners or Staircases
- Accepts Polishing Pads, Sandpaper and Felt Wheels

| PART NO. | SIZE | MAX RPM | THREAD |
|----------|------|---------|---------|
| GP35/8RG | 3" | 6,000 | 5/8"-11 |
| GP45/8RG | 4" | 6,000 | 5/8"-11 |
| GP55/8RG | 5" | 6,000 | 5/8"-11 |
| GP3M14RG | 3" | 6,000 | M14 |
| GP4M14RG | 4" | 6,000 | M14 |
| GP5M14RG | 5" | 6,000 | M14 |
| GP3M16RG | 3" | 6,000 | M16 |
| GP4M16RG | 4" | 6,000 | M16 |
| GP5M16RG | 5" | 6,000 | M16 |
| RGSPACER | | | Spacer |

FLEXIBLE BACKER PADS



- High-Quality Backer Pad Is Extremely Flexible
- Ideal for Tough Contours and Inside Curves
- Hook and Loop Backed
- Highly Resistant To The Rigors Of Daily Use Provides A Long Life
- Accepts Polishing Pads, Sandpaper and Felt Wheels

| PART NO. | SIZE | MAX RPM | THREAD |
|----------|------|---------|---------|
| GP25/8PD | 2" | 6,000 | 5/8"-11 |
| GP35/8PD | 3" | 6,000 | 5/8"-11 |
| GP45/8PD | 4" | 6,000 | 5/8"-11 |
| GP55/8PD | 5" | 6,000 | 5/8"-11 |
| GP3M14PD | 3" | 6,000 | M14 |
| GP4M14PD | 4" | 6,000 | M14 |
| GP5M14PD | 5" | 6,000 | M14 |
| GP3M16PD | 3" | 6,000 | M16 |
| GP4M16PD | 4" | 6,000 | M16 |
| GP5M16PD | 5" | 6,000 | M16 |

GV BACKER PADS



- High-Quality Backer Pad Is Rigid and Flat, But Provides Just The Right Amount Of Flexibility
- Ideal for Bullnosed Edges and Flat Surfaces.
- Hook and Loop Backed
- Accepts Polishing Pads, Sandpaper and Felt Wheels
- Fits On Makita® GV5000 & GV5010 Sanders

| PART NO. | SIZE | MAXIMUM RPM | DESCRIPTION |
|----------|------|-------------|--------------|
| GV4MPPD | 4" | 4,500 | M8-1.25 Male |
| GV5MPPD | 5" | 4,500 | M8-1.25 Male |

DUST COLLECTION COVERS

ECOGUARD TYPE C

HYBRID DUST COLLECTION COVER FOR CUTTING



- Designed for Collecting Dust When Using A High-Speed Angle Grinder
- Accepts Up To 5" Diameter Blades
- Can Be Used with or Without A Vacuum
- Rugged Construction for Heavy-Duty Applications
- Removes More Than 90% Of Dust
- Fits On Selected 4-1/2" - 5" High-Speed Angle Grinders
- Straight Precise Cuts Using Foot Plate
- Adjustable Cutting Depth

| PART NO. | SIZE | DESCRIPTION |
|----------|------|---|
| ECOGRDCT | 5" | Dust Collection Cover Type C |
| 201549 | | Dust Bag |
| 500026 | 18" | Flexible Connector Hose (1-1/2" Tapered-2-1/4") |
| 500073 | 54" | Flexible Connector Hose (1-1/2" Tapered-2-1/4") |

ECOGUARD TYPE W5

DUST COLLECTION COVER FOR WIDER KERF CUTTING



Type C



Type W5

- Designed for Collecting Dust and Debris When Using A High-Speed Angle Grinder
- Perfect for Tuckpointing and Crack Chasing
- Accepts Up To 5" Diameter Blades
- Removes More Than 90% Of Dust
- Rugged Construction for Heavy-Duty Applications
- Straight Precise Cuts Using Support Base
- Easy Installation and Blade Changes
- Fits On Selected 4-1/2" and 5" High-Speed Angle Grinders
- Adjustable Cutting Depth
- Must Be Used with A Vacuum

| PART NO. | SIZE | DESCRIPTION |
|----------|------|---|
| ECOGRDW5 | 5" | Dust Collection Cover Type W5 |
| 500026 | 18" | Flexible Connector Hose (1-1/2" Tapered-2-1/4") |
| 500073 | 54" | Flexible Connector Hose (1-1/2" Tapered-2-1/4") |
| ECOW5KIT | 5" | Ecoguard W5 & 18" Connector Hose Kit |

DUST COLLECTION COVERS

ECOGUARD TYPE CD

DUST AND WATER GUARD FOR CORE DRILLING



- Wet/Dry Cover for Drilling and Core Drilling Applications
- Fits Most Vacuum Dust Hoses
- Contains Dust and Water When Drilling with Up To A 2-1/2" Bit
- Can Be Secured On Horizontal and Vertical Surfaces with Vacuum During Application
- Cost-Effective Dust Removal Solution
- Prevents Splashing When Used with Water

| PART NO. | RECOMMENDED FOR | DESCRIPTION |
|----------|-----------------|-------------------------------|
| ECOGRDCD | Core Drilling | Dust Collection Cover Type CD |

ECOGUARD TYPE G

DUST COLLECTION COVER FOR GRINDING



- Designed for Collecting Dust When Using A High-Speed Angle Grinder
- Accepts Up To 5" Diameter Grinding Wheels
- Rugged Construction for Heavy-Duty Applications
- Removes More Than 90% Of Dust
- Perfect for Grinding and Sanding Concrete or Surface Preparation Work
- Removable Cover Allows Grinding To The Edge
- Clear Cover for Better Visibility
- Easy Installation and Wheel Changes
- Fits On Selected 4-1/2"- 5" High-Speed Angle Grinders
- Must Be Used with A Vacuum

| PART NO. | SIZE | DESCRIPTION |
|----------|------|---|
| ECOGRDGR | 5" | Dust Collection Cover Type G |
| 500026 | 18" | Flexible Connector Hose (1-1/2" Tapered-2-1/4") |
| 500073 | 54" | Flexible Connector Hose (1-1/2" Tapered-2-1/4") |
| ECOGKIT | 5" | Ecoguard G & 18" Connector Hose Kit |

DUST COLLECTION COVERS

ECOGUARD TYPE EG

ECONOMY DUST COLLECTION COVER FOR LARGER GRINDERS



- Efficient, Side Pick-Up Design for Dust Shrouds
- Eliminates The Problem Of Pinching Off The Hose Clamp
- Adapts To Both 1" and 1-1/2" Hoses
- Over 2" Of Vertical Adjustment
- Flexible To -20° and Will Not Crack
- Fits Most Grinders



| PART NO. | SIZE | DESCRIPTION |
|----------|------|--|
| ECOGRDEG | 8" | Ecoguard Dust Collection Cover Type EG |

ECOGUARD TYPE D

DUST AND WATER GUARD FOR CORE DRILLING



- Collects Dust & Debris with Ease While Using Drills/ Hammer Drills
- Convenient and Easy to Use
- Eliminates Clean-Up and Downtime on the Jobsite
- Fits Most Popular Drills and Hammer Drills
- Made for: Makita® BHR202Z, Bosch RHH180, DeWalt DCH253, Milwaukee 2605-20, Hilti TE4-A18



| PART NO. | SIZE | RECOMMENDED FOR | DESCRIPTION |
|----------|------------|---------------------|---|
| ECOGRDDL | ≥ 6" | Long Drill Bits | Dust Collection Cover Type DL |
| ECOGRDDS | ≤ 6" | Short Drill Bits | Dust Collection Cover Type DS |
| 803172 | | Ecoguard Type D | Universal Handle for Hammer Drills |
| ECOVAKIT | | Use With Ecoguard D | Vacuum Adapter Kit |
| VH91100 | 12ft /3.6m | 3/4" Hose Diameter | Exhaust Hose 1-1/4" O.D. threaded x 2-1/4" standard |

WET CORE BITS

ULTIMATE WET CORE DRILLING BIT



- Designed for Drilling The Faucet-Mounting Holes in Countertops and Vanities
- Very Fast Cutting On Granite and Engineered Stone
- Make Clean Rounded Corners for Square or Rectangular Sinkholes
- Versatile and Adaptable in Many Industries for Water, Gas and Electrical Piping
- Fits On Most Popular Water-Fed Polishers

| PART NO. | DIAMETER | MAXIMUM RPM | THREADS |
|----------|----------|-------------|---------|
| DCB00380 | 3/8" | 3,500 | 5/8"-11 |
| DCB00500 | 1/2" | 3,500 | 5/8"-11 |
| DCB00750 | 3/4" | 3,500 | 5/8"-11 |
| DCB01000 | 1" | 3,500 | 5/8"-11 |
| DCB01250 | 1-1/4" | 3,500 | 5/8"-11 |
| DCB01375 | 1-3/8" | 3,500 | 5/8"-11 |
| DCB01500 | 1-1/2" | 3,500 | 5/8"-11 |
| DCB02000 | 2" | 3,500 | 5/8"-11 |
| DCB02500 | 2-1/2" | 3,500 | 5/8"-11 |

DRY CORE BITS

HIGH-SPEED DRY CORE BIT FOR GRANITE/ENG. STONE



- Designed for Jobsite Drilling Of Faucet-Mounting Holes in Countertops and Vanities
- Very Fast Cutting On Granite and Engineered Stone
- Convenient Dry Application
- Make Clean Rounded Corners for Square or Rectangular Sinkholes
- Versatile and Adaptable in Many Industries for Water, Gas and Electrical Piping
- Fits On Most Popular High-Speed Grinders

| PART NO. | DIAMETER | MAXIMUM RPM | THREADS |
|----------|----------|-------------|---------|
| DRB00500 | 1/2" | 12,000 | 5/8"-11 |
| DRB00750 | 3/4" | 12,000 | 5/8"-11 |
| DRB01000 | 1" | 12,000 | 5/8"-11 |
| DRB01250 | 1-1/4" | 12,000 | 5/8"-11 |
| DRB01375 | 1-3/8" | 12,000 | 5/8"-11 |
| DRB01500 | 1-1/2" | 12,000 | 5/8"-11 |
| DRB02000 | 2" | 12,000 | 5/8"-11 |

VACUUM BRAZED TRIMMER BIT

DRY CUTTING OF LARGE HOLES OR CURVED LINES



- Great For Use In Construction Trades Wherever Non-Standard Shaped Cutouts As Needed
- Perfect For Electrical Receptacles, Water-Valve Holes, Drains, Shower Knobs, Etc.
- Vacuum Brazed Technology Provides Extended Life
- Use On Granites, Engineered And Natural Stones, Porcelain And Ceramic Tiles
- Can Be Used Wet Or Dry
- Fits On A High-Speed Trimmer Tools

| PART NO. | DIAMETER | MAXIMUM RPM |
|----------|----------|-------------|
| DTB00250 | 1/4" | 33,000 |

ELECTROPLATED DRILL BITS

PREMIUM DRILL BITS FOR ANCHOR HOLES



- Designed for Drilling Holes in Tile and Stone for Pre-Installation or Post-Installation Placement
- Works Great On Marble, Granite, Engineered Stone, Ceramic, Porcelain and Glass Tile and Panels
- Can Be Used On A Standard 3/8" or Larger Drill
- Can Fit On Water-Fed Polishers with 5/8"-11 Spindles Using The Drill Bit Adapter
- Ideal for Drilling Holes for Anchors for Bathroom Fixtures, Faucet and Plumbing Pipes
- Available in 3/16", 1/4", 5/16", 3/8", 1/2", 1-3/8" and 1-1/2" Sizes
- A Must-Have for The Tile Installer's Tool Box
- Wet Use Only

| PART NO. | DIAMETER | MAXIMUM RPM | TYPE |
|----------|----------|-------------|-----------------------|
| CH7205 | 3/16" | 3,500 | 3/8" Shank |
| CH7206 | 1/4" | 3,500 | 3/8" Shank |
| CH7208 | 5/16" | 3,500 | 3/8" Shank |
| CH7210 | 3/8" | 3,500 | 3/8" Shank |
| CH7212 | 1/2" | 3,500 | 3/8" Shank |
| CH7235 | 1-3/8" | 3,500 | 3/8" Shank |
| CH7240 | 1-1/2" | 3,500 | 3/8" Shank |
| CH1058 | | | Adapter 10mm to 5/8** |

(*for all polishers)

DRILL BIT GUIDE

WATER DELIVERY SYSTEM



- Prevents Wandering Drill Bits
- Delivers Sufficient Water While Providing A Secure Drilling Position
- Fits Up To 1-3/8" Diameter
- Use It with Electroplated Drill Bits
- Ideal When Drilling 1/4" Anchor Holes When Installing Towel Bars, Soap Dishes, Shelves, Cabinets and Shower Door Frames
- Suction Cup Creates A Vacuum That Secures The Guide During Application

HOW TO USE:



Soak the foam rubber on the back side with water.



Press the body to the tile and make sure it adheres properly.



Pour water up to the mark On the tank.



Slide the switch to the open position. Make sure the water drips.



Place tip of drill bit into the guide Position. Then start drilling.



Slide switch to the closed position. Pull the rubber to remove the water-feed system.



NOTE: working with mosaic tile or near grout lines use tape to secure.*


| PART NO. | DESCRIPTION |
|----------|---------------------------------------|
| WDS138 | Drill Bit Guide/Water Delivery System |

EZ WEDGE SYSTEM


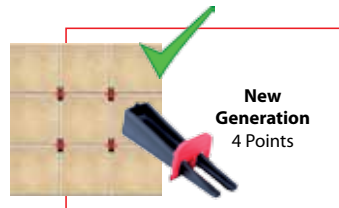
TILE LEVELING SYSTEM FOR EDGES AND CORNERS

EZ WEDGE SYSTEM

Leveling System Designed for Edges and Corners



- ✓ Install Along Tile Edges
- ✓ Add Angle Tabs to Install on Corners
- ✓ Save Time & Money Up to 75%
- ✓ Available in 1/16" (1.5mm), 1/8" (3mm) & 13/64" (5mm)
- ✓ Dual Function - No Spacers Required



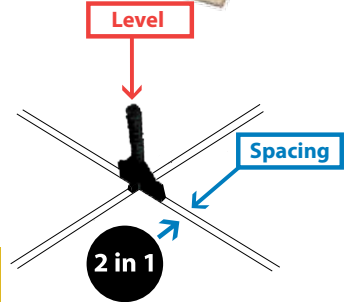
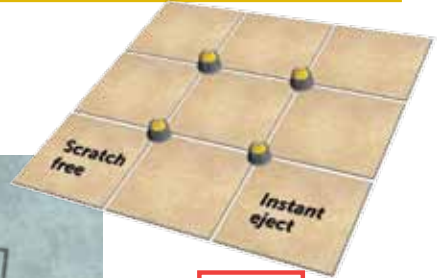
* Optional Plier Available for Calibrated installations

| PART NO. | SIZE | TYPE | COLOR | QTY |
|-----------|----------------|------------------------|-------|-----|
| EZWEDGELV | | Wedge | | 130 |
| EZWCT15WH | 1/16" (1.5mm) | Joint Clip & Angle Tab | White | 200 |
| EZWCT30RD | 1/8" (3.0mm) | Joint Clip & Angle Tab | Red | 200 |
| EZWCT50BK | 13/64" (5.0mm) | Joint Clip & Angle Tab | Black | 200 |
| EZPLIER | | Plier | | 1 |

EZ CLICK SYSTEM

TILE LEVELING SYSTEM FOR EDGES AND CORNERS


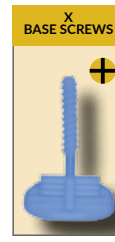

EZClick



- Instant Screw Ejection Leveling System
- Supports Tile Thickness: 1/8" to 25/32" (3mm to 20mm)
- Level and Space at The Same Time
- Tightens by Hand (No Tools Required)
- Minimum joint calibration: 3/64" (1mm)
- Ideal for Both Floor and Wall Tiling
- Proprietary Scratch-Prevention Edge
- Built-in spacer calibration: 5/64" (2mm), 1/8" (3mm) & 5/32" (4mm)
- Compatible With Many Older-Generation Systems
- *Patent Pending

Tightens and Releases by Hand
(No Tools Required)

The Quick and Reliable Leveling Cap



| PART NO. | SIZE | TYPE | COLOR | QTY |
|-----------|---------------|-------------------------|--------|-----|
| EZCLICKCP | | Screw Cap | | 50 |
| EZCLB10WH | 3/64" (1.0mm) | Linear Joint Screw Base | White | 200 |
| EZCLB20YW | 5/64" (2.0mm) | Linear Joint Screw Base | Yellow | 200 |
| EZCLB30RD | 1/8" (3.0mm) | Linear Joint Screw Base | Red | 200 |
| EZCLB40BK | 5/32" (4.0mm) | Linear Joint Screw Base | Black | 200 |
| EZCXB20BL | 5/64" (2.0mm) | X Joint Screw Base | Blue | 200 |
| EZCXB30VI | 1/8" (3.0mm) | X Joint Screw Base | Violet | 200 |
| EZCXB40GY | 5/32" (4.0mm) | X Joint Screw Base | Gray | 200 |
| EZCTB20BR | 5/64" (2.0mm) | T Joint Screw Base | Brown | 200 |
| EZCTB30OR | 1/8" (3.0mm) | T Joint Screw Base | Orange | 200 |
| EZCTB40GR | 5/32" (4.0mm) | T Joint Screw Base | Green | 200 |

MANIFOLD SYSTEM

FILTER REGULATOR MANIFOLD SYSTEMS



- Protects Your Tools From Contaminants
- Helps Prevent Pressure Drops When Using A Large Volume Of Air
- Adapts To The Existing Shop Piping and Increases The Life Of The Tools
- Makes It Easy To Get The Maximum Performance From Your Pneumatic Tools
- Comes in Two Sizes (53 CFM and 106 CFM)

1 Complete System for Multiple Tools

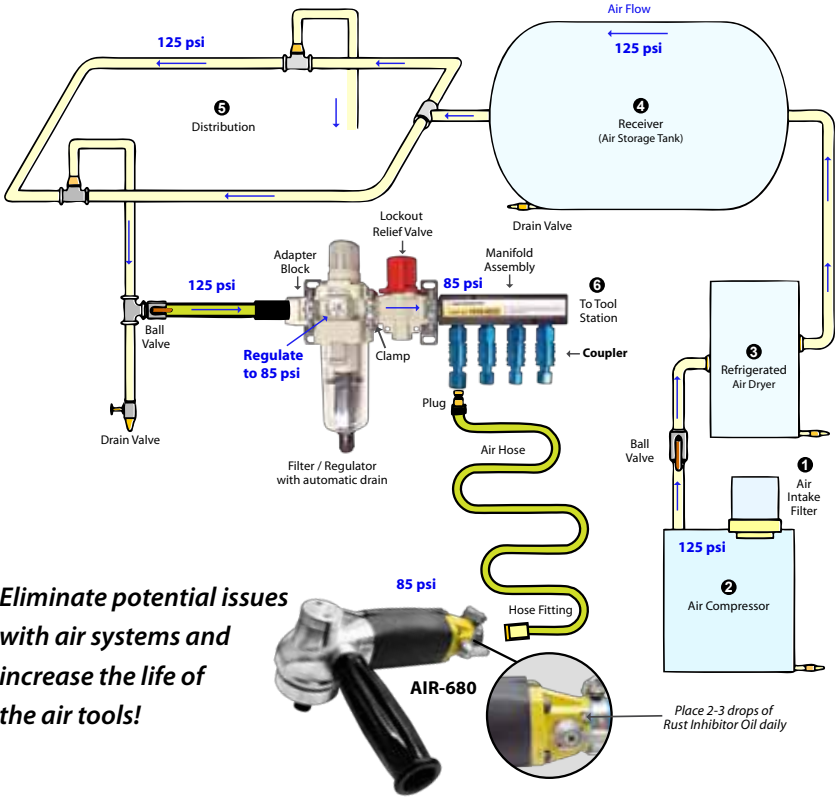
| PART NO. | DESCRIPTION | ADAPTER BLOCK | CFM | PORT | PLUGS INCLUDED |
|-----------|--------------------------------|---------------|-----|------------|--|
| 1030-0021 | 3/8" Filter/Regulator Manifold | 3/8" NPT | 53 | 3 Couplers | (3) 1/4" Female NPT |
| 1030-0022 | 3/8" Filter/Regulator Manifold | 1/2" NPT | 53 | 3 Couplers | (3) 1/4" Female NPT |
| 1030-0023 | 1/2" Filter/Regulator Manifold | 1/2" NPT | 106 | 4 Couplers | (3) 1/4" Female NPT + (1) 3/8" Female NPT |
| 1030-0024 | 1/2" Filter/Regulator Manifold | 3/4" NPT | 106 | 4 Couplers | (3) 1/4" Female NPT + (1) 3/8" Female NPT |

2 Filter Regulator Kits for a Single Tool

| PART NO. | SIZE | TYPE | THREADS | DESCRIPTION |
|-----------|---------|---------------------------|------------------|---|
| 1030-0070 | 53 CFM | 3/8" Filter/Regulator Kit | 1/2" IN-1/2" OUT | Filter/Regulator, Adapter Blocks & T-Clamps |
| 1030-0071 | 53 CFM | 3/8" Filter/Regulator Kit | 1/2" IN-1/2" OUT | Filter/Regulator, Adapter Blocks & T-Clamps |
| 1030-0072 | 53 CFM | 3/8" Filter/Regulator Kit | 1/2" IN-1/2" OUT | Filter/Regulator, Adapter Blocks & T-Clamps |
| 1030-0073 | 106 CFM | 1/2" Filter/Regulator Kit | 3/4" IN-3/4" OUT | Filter/Regulator, Adapter Blocks & T-Clamps |
| 1030-0074 | 106 CFM | 1/2" Filter/Regulator Kit | 3/4" IN-3/4" OUT | Filter/Regulator, Adapter Blocks & T-Clamps |
| 1030-0075 | 106 CFM | 1/2" Filter/Regulator Kit | 3/4" IN-3/4" OUT | Filter/Regulator, Adapter Blocks & T-Clamps |


Filter/Regulator

MANIFOLD SYSTEM



Eliminate potential issues with air systems and increase the life of the air tools!

Can be easily **CUSTOMIZED** to your shop requirements!

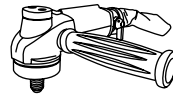


HOSES

- All-Weather Flexibility From -40°F to +200°F
- Kink-Free Under Pressure
- Lightweight and Abrasion Resistant
- Zero Memory Allowing It To Lay-Flat
- Made Of A Premium Hybrid Polymer Material
- Comes in Many Lengths
- Pneumatic and Water Hoses Available
- Many Connectors Available



AIR HOSE
(FOR AIR-680)

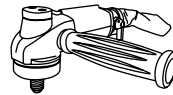


| PART NO. | SIZE | DIAMETER | THREADS |
|-----------|------------|----------|-------------------------------------|
| 1030-0002 | 15ft./4.5m | 1/4" | 1/4" NPSM x 1/4" NPT(Female Swivel) |
| 1030-0010 | 20ft./6.0m | 1/4" | 1/4" NPSM x 1/4" NPT(Female Swivel) |

Available Hose sizes: 25ft, 30ft, 35ft & 40ft. Call for Custom sizes or for more information.



WATER HOSE
(FOR AIR-680)




| PART NO. | SIZE | DIAMETER | THREADS |
|-----------|------------|----------|-----------------------------|
| 1030-0003 | 15ft./4.5m | 1/4" | 1/8" NPSM x 3/4" 11GHT(GHT) |
| 1030-0011 | 20ft./6.0m | 1/4" | 1/8" NPSM x 3/4" 11GHT(GHT) |

Available Hose sizes: 25ft, 30ft, 35ft & 40ft. Call for Custom sizes or for more information.



AIR HOSE
(FOR PSC-150 & PSG-125)




| PART NO. | SIZE | DIAMETER | THREADS |
|-----------|------------|----------|-------------------------------------|
| 1030-0031 | 15ft./4.5m | 1/4" | 3/8" NPSM x 1/4" NPT(Female Swivel) |
| 1030-0033 | 20ft./6.0m | 1/4" | 3/8" NPSM x 1/4" NPT(Female Swivel) |

Available Hose sizes: 25ft, 30ft, 35ft & 40ft. Call for Custom sizes or for more information.



WATER HOSE (FOR PSC-150)



| PART NO. | SIZE | DIAMETER | THREADS |
|-----------|------------|----------|-----------------------------|
| 1030-0032 | 15ft./4.5m | 1/4" | 1/4" NPSM x 3/4" 11GHT(GHT) |
| 1030-0030 | 20ft./6.0m | 1/4" | 1/4" NPSM x 3/4" 11GHT(GHT) |

Available Hose sizes: 25ft, 30ft, 35ft & 40ft. Call for Custom sizes or for more information.



ADAPTER HOSE (FOR MANIFOLD SYSTEMS)

| PART NO. | SIZE | DIAMETER | THREADS |
|-----------|-----------|----------|-----------------|
| 1030-0025 | 1ft./0.3m | 1/2" | 1/2" NPT Swivel |
| 1030-0026 | 2ft./0.6m | 1/2" | 1/2" NPT Swivel |
| 1030-0027 | 3ft./0.9m | 1/2" | 1/2" NPT Swivel |



MOBILE HOSE (FOR MANIFOLD SYSTEMS)

| PART NO. | SIZE | DIAMETER | THREADS |
|-----------|------------|----------|----------------------------------|
| 1030-0050 | 15ft./4.5m | 1/2" | 1/2" NPT Swivel w/Hose Protector |
| 1030-0052 | 20ft./6.0m | 1/2" | 1/2" NPT Swivel w/Hose Protector |

Available Hose sizes: 25ft, 30ft, 35ft & 40ft....Custom sizes also available. Call for more information.



EXHAUST HOSE (SPECIALTY)

| PART NO. | SIZE | DIAMETER | THREADS |
|----------|------------|----------|--|
| VH91100 | 12ft./3.6m | 3/4" | 1-1/4" O.D. threaded x 2-1/4" standard |

HEPA WET/DRY VACUUM

HEAVY DUTY VACUUM FOR ELECTRIC & PNEUMATIC TOOLS

HEAVY DUTY WORKHORSE

for all your needs!

- Triple Layer Filtering System
- Heavy Duty 15 Gal. Stainless Steel Tank
- Designed for Wet/Dry Cleanup
- 95 CFM Air Flow Rate
- 10' & 54" Crushproof Hoses Included
- 50' Power Cord



| PART NO. | SIZE | TYPE | DESCRIPTION |
|----------|--------|------|---------------------|
| HWD2120 | 15-Gal | 120V | HEPA Wet/Dry Vacuum |
| HWD2240 | 15-Gal | 240V | HEPA Wet/Dry Vacuum |

WET BLADE CUTTING KIT

CONVERT DRY GRINDER FOR WET CUTTING



- Designed To Convert A High-Speed Angle Grinder Into A Wet Tool
- Can Be Used On Most Grinders with Minimal Alterations
- Fits Most 4-1/2", 5" and 6" High-Speed Angle Grinders
- Kink-Free Water Hose for Easy Maneuverability and Reducing Operator Fatigue
- Save Money and Use Your Tool Wet or Dry!
- Kit includes: Safety Guard, Loc-Line Assembly, Plastic Tie, Stainless Steel Collar, Plastic Collar, Adapter (1/4 NPT>>>M10*P.1.O), Water Hose Assembly, Memory Wrap (3ft. / 1M), Quick Connect Adapter, GFCI Plug (120V) & Hook & Loop Tie

| PART NO. | DESCRIPTION |
|----------|--------------------------|
| WBC5KIT | Wet Blade Cutting Kit 5" |
| WBC6KIT | Wet Blade Cutting Kit 6" |

APRON

MULTI-PURPOSE APRON



- D900 Oxford / PU Coated Material Makes It Waterproof
- Bright Neon Yellow Color Provides Greater Visibility
- Perfect for Wet or Dry Environments
- Protects From Dust, Water and Other Chemicals Such As Polishing Slurry
- Reduces Fatigue When Used for Long Hours Compared with Traditional Styles
- Dual-Adjustable Clips Makes For A Perfect Fit
- Bib Straps Hang The Apron On The Shoulders



| PART NO. | DESCRIPTION |
|-----------|---|
| APRON1000 | Waterproof Apron (One Size Fits All) |
| APRON2LSR | Multi-Purpose Waterproof Long-Sleeved Apron (One Size Fits All) |

CORNER NIPPERS

CUT GLASS CORNERS EASILY



- Designed To Chop The Corner of Sheet Glass Without Breakage
- Made with Tungsten Carbide Tips and Sharpened By A Diamond Wheel
- Ideal for Quickly Making Round Corners in Preparation for Final Edge Polishing
- Three Sizes Available: 3/8" (10mm), 3/4" (20mm) and 1-1/4" (30mm) Radius
- Also Works On Porcelain and Other Ceramic Tiles

CNP010
3/8" Radius



Designed for 3mm-15mm Sheet Glass

CNP020
3/4" Radius



Designed for 4mm-15mm Sheet Glass

CNP030
1-1/4" Radius



Designed for 4mm-15mm Sheet Glass

CNC030
Continuous



Designed for 4mm-15mm Sheet Glass

| PART NO. | SIZE | DESCRIPTION |
|----------|----------------------|--------------------------------------|
| CNP010 | 3/8" (10mm) Radius | Carbide Tip Corner Nipper |
| CNP020 | 3/4" (20mm) Radius | Carbide Tip Corner Nipper |
| CNP030 | 1-1/4" (30mm) Radius | Carbide Tip Corner Nipper |
| CNC030 | Universal | Carbide Tip Continuous Corner Nipper |

CORNER RULER

UNIQUE TOOLS FOR FABRICATING CORNERS



- Mark, Cut and Grind The Square Corners of Glass, Tile, Stone, Steel, Plastic and Wood
- Sets Comes with Either Two Radiuses or Two 45-Degree Straight Lines
- Makes for Quick and Easy Preparation Time
- Sets Come in A Stainless Steel Case for Organization



| PART NO. | DESCRIPTION |
|----------|------------------------------|
| CRR1075 | Ruler Radius 3/8"+3" |
| CRR1570 | Ruler Radius 5/8"+2-3/4" |
| CRR2065 | Ruler Radius 3/4"+2-5/8" |
| CRR2560 | Ruler Radius 1"+2-1/2" |
| CRR3055 | Ruler Radius 1-1/4"+2-3/8" |
| CRR3550 | Ruler Radius 1-3/8"+2" |
| CRR4045 | Ruler Radius 1-1/2"+1-3/4" |
| CRRSET7 | Ruler Radius Set w/Case |
| CRS1075 | Ruler Straight 3/8"+3" |
| CRS1570 | Ruler Straight 5/8"+2-3/4" |
| CRS2065 | Ruler Straight 3/4"+2-5/8" |
| CRS2560 | Ruler Straight 1"+2-1/2" |
| CRS3055 | Ruler Straight 1-1/4"+2-3/8" |
| CRS3550 | Ruler Straight 1-3/8"+2" |
| CRS4045 | Ruler Straight 1-1/2"+1-3/4" |
| CRSSET7 | Ruler Straight Set w/Case |
| CRSET14 | Ruler Combo Set |

DUST CARRIAGE

DUST CONTROL CARRIAGE SYSTEM



- Designed As A Support To Hold The Dust Bag When Cutting or Grinding
- Conveniently Pulls Behind The Tool So As Not To Interfere with The Job
- Front Swivel Wheels Allows for Easy Maneuvering
- Dust Bag Is Easily Secured To The Dust Carriage with Ties
- Recommended for Flat Surfaces

| PART NO. | SIZE | TYPE | DESCRIPTION |
|----------|--------------------|------|---------------------------------------|
| ECO-CARS | 5" | 110V | Dust Bag Carriage (includes Dust Bag) |
| 801392 | 16" x 13-1/2" X 8" | | Dust Bag |

GLOSS CHECKER



- Portable Gloss Meter Designed To Measure The Reflective Index Of Light
- Enables Quick, Accurate Measurements Of Gloss On Flat, Polished Surfaces
- Ensures Quality Control and Assists Setting Standards
- Detachable Meter for Difficult To Reach Areas
- Can Be Used Across Multiple Industries

| PART NO. | DESCRIPTION |
|----------|-------------|
| IG-331 | Gloss Meter |

SAFETY GLASSES



- Designed for Safety and Comfort
- A Lightweight Frame with Padded Temples
- Adjustable Side Arms
- Soft Rubber Nose Bridge
- Clear Anti-Scratch Lenses
- Available in a single pair or 12-pack
- Complies with standard # BS EN 166:2001

| PART NO. | DESCRIPTION |
|----------|------------------------------|
| 173002 | Safety Glasses (Box of 12) |
| 173008 | Safety Glasses (Single Pair) |

GROUND FAULT CIRCUIT INTERRUPTER




- Protect Polishing Personnel From Lethal Ground Current Loads
- Highly Recommended Piece Of Equipment
- Rated for 15 Amps

| PART NO. | DESCRIPTION |
|----------|----------------------------------|
| GFCI-1 | Ground Fault Circuit Interrupter |

G-TAPE

**ALL PURPOSE
PROTECTION & REPAIR TAPE**

**MULTI-PURPOSE, HARD SURFACE
PROTECTION AND REPAIR TAPE**



Features:

- Hand Tearing-Straight & Easy
- Residue Free Removal
- Waterproof
- All-Weather Usage (-40°F to +200°F)
- Repositionable
- Highly Weather/UV Resistant
- Good Surface Protection
- Great for Quick Repairs

| PART NO. | COLOR | SIZE | RECOMMENDED FOR |
|----------|----------------|-----------|------------------------------|
| GT1009GR | Green | 2" x 164' | Multi-Purpose - All Surfaces |
| GT1008SW | White | 2" x 164' | Extra UV Protection |
| GT1006TG | Black & Yellow | 2" x 82' | Caution Areas |
| GT1009CL | Clear | 2" x 164' | Multi-Purpose - All Surfaces |
| BAB0650 | Black | 6" x 164' | Large Surface Protection |

MULTI-PURPOSE APPLICATIONS





Multi-Purpose Tape

Multi-Purpose Surface Protection and Repair Tape

- Hand Tearing-Straight and Easy
- Residue Free Removal
- Waterproof
- All-Weather Usage (-40°F to +200°F)
- Repositionable
- Highly Weather/UV Resistant
- Good Surface Protection
- Great for Quick Repairs

| PART NO. | COLOR | SIZE | RECOMMENDED FOR |
|----------|-------|-----------|------------------------------|
| GT1009GR | Green | 2" x 164' | Multi-Purpose - All Surfaces |
| GT1009CL | Clear | 2" x 164' | Multi-Purpose - All Surfaces |



Extra UV Protection

Multi-Purpose Surface Protection and Repair Tape

- Hand Tearing-Straight and Easy
- Residue Free Removal
- Waterproof
- All-Weather Usage (-40°F to +200°F)
- Repositionable
- Highly Weather/UV Resistant
- Good Surface Protection
- Great for Quick Repairs

| PART NO. | COLOR | SIZE | RECOMMENDED FOR |
|----------|-------|-----------|---------------------|
| GT1008SW | White | 2" x 164' | Extra UV Protection |



HVAC Tape

Multi-Purpose Surface Protection and Repair Tape

- Perfect for Seaming and Splicing Tape for Insulation and HVAC
- Hand Tearing-Straight and Easy
- Residue Free Removal
- Waterproof
- All-Weather Usage (-40°F to +200°F)
- Repositionable Without Wrinkles
- Highly Weather/UV Resistant
- Safer tape as edge is not as sharp as aluminum foil
- Complies with ASTM E84 (UL723) : Class 1, Flame Spread Index 0, Smoke Developed Index 0

| PART NO. | COLOR | SIZE | RECOMMENDED FOR |
|----------|--------|----------|---------------------|
| GT2010AL | Silver | 2" x 82' | HVAC and Insulation |



Caution Area Tape

Multi-Purpose Surface Protection and Repair Tape

- Hand Tearing-Straight and Easy
- Residue Free Removal
- Waterproof
- All-Weather Usage (-40°F to +200°F)
- Repositionable
- Highly Weather/UV Resistant
- Good Surface Protection
- Great for Quick Repairs

| PART NO. | COLOR | SIZE | RECOMMENDED FOR |
|----------|----------------|----------|-----------------|
| GT1006TG | Black & Yellow | 2" x 82' | Caution Areas |



Acrylic Flashing Tape

High Adhesion Acrylic Flashing Tape

- Perfect Flashing for Windows, Doors, & Deck Beams
- Hand Tearing-Straight and Easy
- Waterproof
- All-Weather Usage (-40°F to +200°F)
- Highly Weather/UV Resistant
- AAMA 7-11 Level 3 Class A Certified
- Great Performance and Ease of Use
- Cleanly Removes from Face-to-Face Adhesive Contact
- Available as a single roll or by the case

***Permanent Adhesion**

| PART NO. | COLOR | SIZE | RECOMMENDED FOR |
|------------|-------|-----------|--------------------------------|
| GT3040BK02 | Black | 2" x 65' | Acrylic/Flashing- All Surfaces |
| GT3040BK04 | Black | 4" x 65' | Acrylic/Flashing- All Surfaces |
| GT3040BK06 | Black | 6" x 65' | Acrylic/Flashing- All Surfaces |
| GT3040BK09 | Black | 9" x 65' | Acrylic/Flashing- All Surfaces |
| GT3040BK12 | Black | 12" x 65' | Acrylic/Flashing- All Surfaces |



Surface Protection

Repositionable Waterproof Surface Protection Tape

- Protects Surfaces from Scratches, Stains and Etching
- Applicable for All Stone Faces Including Marble and Limestone
- Can Be Used for Wet and Dry applications
- Easily Mark Tape with Ball Point Pen, Permanent Marker, China Marker, etc.

| PART NO. | COLOR | SIZE | RECOMMENDED FOR |
|----------|-------|-----------|--------------------------|
| BAB0650 | Black | 6" x 164' | Large Surface Protection |

RSR-2000

**RUST STAIN REMOVER
IN GEL FORM**



- Removes Common Rust Stains From Natural Stone Surfaces, Concrete, Brick, Terra Cotta, Mexican Tile, or Other Hard Porous Surfaces
- Specially Formulated To Work Extremely Fast
- Non-Hazardous Chemical Is Safe To Use and Will Not Harm The Environment
- Use On Floors, Countertops, Vertical Surfaces and Exterior Areas
- Available in 14oz Tube or Trial Size 4oz Bottle
- Tube Covers Approximately 4sqft

| PART NO. | SIZE | CONTAINER |
|----------|---------------|-----------|
| RSR-400G | 14 oz. (400g) | Tube |
| RSR-040G | 1.4 oz. (40g) | Bottle |



Index

A

Adapter Hose 82
AIR-300 23
AIR-680 22
Air Hose 81
Antique Brush Wheels 69
Apron 84
AWS-110 10

B

Beveling Base Starter Kit 25
Beveling Auxiliary Base 24
Blademaster 43

C

Carriage Assembly 45
Ceramica 3-Part System 57
Ceramica Buff 60
Ceramica Dry 63
Ceramica EX 59
Ceramica Metal 58
Ceramica Resin 59
Ceramica TF 60
Ceramica Vitrified 58
Contour
 Granite & Eng. Stone 40
 Marble 40
 Porcelain 39
Cordless Saw Blade
 Ceramic Tile 37
 Glass 37
Corner Nippers 85
Corner Ruler 86
Countertop Trim Kit 6
Cutting System Overview 26

D

Diamond Face Foam Pads 62
Dressing Stick 44
Drill Bit Guide 76
Dry Core Bits 74
DS Style 54
Dust Carriage 87
DW Style 54

E

ECC-125 11
ECC-KIT 12
Eclipse II 28
Eclipse Q 28
Ecoguard Type C 71
Ecoguard Type CD 72
Ecoguard Type D 73
Ecoguard Type EG 73
Ecoguard Type G 72
Ecoguard Type W5 71
Electroplated Drill Bits 75
ESC-125 4
Exhaust Hose 82

EZ Click System 78
EZ Thin Tile Cutters 46
EZ Wedge System 77

F

Flange Adapters 44
Felt Wheels 69
Flexible Backer Pad 70

G

Gloss Checkers 87
Groove Cutter 42
Ground Fault
Circuit Interrupter 87
G-Tape 88
Guide Rails 45
GV Backer Pads 70

H

Hand Pads 63
HEPA Wet/Dry Vacuum 83
Hoses 81
Hot-Rod 41

K

Katana 29
Kirara Pads 61

L

Laminam® 33
Liberio 31

M

Manifold System 79
Marble Profile Wheel 42
Mobile Hose 82

P

Plus 27
Porcellana 35
Porcellana for Portable Rail Saw 35
Profilers
 B-Series 47
 E-Series 49
 EQ-Series 48
 F-Series 49
 Q-Series 50
 RE-Series 50
 V-Series 48
 Z-Series 47
PSC-150 7
PSC-150 Miter Cutting Kit 8
PSG-125 13
PSG-125 Diamond Cutting Kit 15
PSG-125 Dust-Free Grinding Kit 15
PVA MS Style 65
PVA QC Style 66

PVA VP Style 64

Q

Q-Cut 36
Quad 27
Quad Adapters 44

R

Rescue 43
Rigid Backer Pad 70
Rotary Backer Pad 18
RSR-2000 91

S

Safety Glasses 87
Sandpaper 56
Scratch Removal Kit 20
Sonic 33
Spike Disc 51
Spike Ruler 44

T

Tile Bullnose Kit 20
Trim Master 31
Tuck Point 30
Turboshine 67
Turboshine for Crystallized Glass 68

U

Ultracut
 APR Series 32
 GPM Series 32

V

Vacuum Brazed Trimmer Bit 75
VDP-700 16
Vetro 34
Vetro for Portable Rail Saw 34
Vexcel Rigid Disc 53
Vextra Flat Disc 52
VFlex Sanding Disc 55
Vortex
 For Granite 38
 For Marble 38
VSP-320 19

W

Water Hose 82
WDP-320 21
Wet Blade Cutting Kit 84
Wet Core Bits 74
Wool Pads 18

Product Literature Catalogs

Alpha® provides product catalogs for all products to best serve the particular needs of our customers. Catalogs are available for applications such as Hand Tooling and Large Machine Tooling, as well as for specific industries such as stone, tile, construction, industrial, automotive, composites, glass and marine.

All of our catalogs are a convenient portable of size 5.5" x 8.5", and illustrate the tools and accessories needed for Cutting, Profiling, Grinding, Drilling, Polishing and Restoring all types of materials.

To request these catalogs, or for more information about our product line, visit our website at www.alpha-tools.com or contact us at 800-648-7229.



ALPHA® TOOL REPAIR

- Authorized repair centers available
- All tool repairs carry a 30-day warranty
- Quick turn-around time
- Technical support for repair and maintenance
- Order replacement tool parts directly from Alpha®
- Loaner program available

Visit our website to find a local center



Let's get social...



We are ready to connect with you on your favorite social media sites... Join Us Today!

 **Alpha Professional Tools®**

103 Bauer Drive • Oakland, NJ 07436
800-648-7229 • Fax: 800-286-0114



www.alpha-tools.com