

# **Tools for Crystallized Glass**



*Providing Better Solutions to the Professional*

## ALPHA® AWS-110



AWS-110

The AWS-110 Wet Stone Cutter is ideal for those working with natural and engineered stone, tile, concrete, masonry and glass. It was designed to produce straight and true cuts as required by professional fabricators and installers. Equipped with one of the most powerful motors in its class, the AWS-110 has the strength to power through hard dense materials. The water-feed supply eliminates the harmful dust particles common in dry cutting applications. The included self-stick felt strips can be applied to the base plate to protect the work surface from scratches.

The AWS-110 may be used several ways. With the reversible ruler guide down, one can work off the edge of the stone; in the up position, it can glide along a straight edge. Of course, it may be used free hand and either wet or dry. Additionally, utilizing the optional Carriage Assembly, one can use the Alpha® Guide Rail System to perform machine precision cuts.

PART NO.	DESCRIPTION
AWS-110	4-1/2" Wet Stone Cutter - 110V
AWS-220	4-1/2" Wet Stone Cutter - 220V
AWS-UCAM	Universal Carriage Assembly

Specifications:	Equipment Included:
Rating.....110/220 Volts	<ul style="list-style-type: none"> <li>• Ground Fault Circuit Interrupter</li> <li>• Water Valve and Hose</li> <li>• Faucet/Garden Hose Adapter</li> <li>• Wrench</li> <li>• Straight Cutting Guide (reversible)</li> <li>• Extra Carbon Brush Set</li> <li>• Self-Stick Felt strips</li> </ul>
Amperage.....11.2/5.5	
Power.....1200W	
No-load Speed.....13,000 RPM	
Weight.....6.8 lbs/3.1kg	
Arbor.....20mm	
Cutting Disc Diameter.....4" / 100mm, 4-1/2" / 115mm	

## ALPHA® VETRO



The Alpha® Vetro Blade is designed for high-speed wet cutting of glass. Equipped with a smooth continuous diamond rim and bond hardness best suited for glass and hard vitreous materials to provide cuts with minimal chipping. The Alpha® Vetro is an excellent choice for plunge cutting, trimming near the edges of glass, and for cutting an internal radius.

The Alpha® Vetro must be used wet and when the 4-3/8" size is used on the AWS-110 Wet Stone Cutter,

it provides a portable dust-free solution for cutting thick glass.



VETRO

PART NO.	SIZE	MAX RPM	ARBOR(S)
WG0438	4-3/8"	13,200	7/8", 20mm

Also available in 7", 8" and 10".

## ALPHA® HOT-ROD (for Marble/Crystallized Glass)

Alpha® developed a revolutionary way to improve the efficiency of fabricators. For years, slab fabricators have employed labor-intensive procedures for creating channels in the underside of countertops to accommodate stainless steel reinforcing rods at sink and cooktop cutouts. Alpha® recognized the opportunity for improvement and developed the Alpha® Hot-Rod. With this blade attached to the Alpha® AWS-125 Wet Stone

Cutter, a fabricator can accomplish the task in one easy pass.



HOT-ROD FOR MARBLE



PART NO.	SIZE	MAX RPM	ARBOR(S)	RECOMMENDED FOR	FOR USE ON
HM03A+	3"	14,500	7/8", 20mm	1/4" Rod	MARBLE
HS03A+	3"	14,500	7/8", 20mm	1/8" Rod	MARBLE

## ALPHA® AWS-125

The AWS-125 Wet Stone Cutter is designed for use in the stone, tile and glass industry. This machine is able to provide perfect straight cuts which is required for quality fabrication and installation. Equipped with one of the most powerful motors in its class, the AWS-125 has the strength to power through tough materials, including porcelain and engineered stones. When used with the proper blade, this wet stone cutter is also equipped with a high quality water-feed system that eliminates the harmful dust particles which are common in dry cutting applications. Another safety feature included is a built-in GFCI (ground fault circuit interrupter).



AWS-125

In addition, the AWS-125 Wet Stone Cutter includes two unique features: One is a side handle for more stability and control, and the second, is the ability to accept a curve cutting blade. Curve cutting operations are safer and easier with the AWS-125 and our Contour Blade!

PART NO.	DESCRIPTION
AWS-125	5" Wet Stone Cutter - 110V
AWS-225	5" Wet Stone Cutter - 220V
AWS-UCAM	Universal Carriage Assembly

Specifications:	Equipment Included:
Rating.....110/220 Volts	<ul style="list-style-type: none"> <li>• Ground Fault Circuit Interrupter</li> <li>• Water Valve and Hose</li> <li>• Faucet/Garden Hose Adapter</li> <li>• Wrench</li> <li>• Straight Cutting Guide (reversible)</li> <li>• Extra Carbon Brush Set</li> <li>• Self -Stick Felt Strips</li> <li>• Side Handle</li> </ul>
Amperage.....11.2/5.5	
Power.....1200W	
No-load Speed (min <sup>-1</sup> ).....12,000 RPM	
Weight.....7.2 lbs / 3.3 kg	
Arbor.....7/8" / 22mm	
Cutting Disc Diameter.....5" / 125mm	
Max. Cutting Depth.....1-5/8" / 41mm	

## ALPHA® CONTOUR FOR PORCELAIN/ CRYSTALLIZED GLASS



Alpha® Contour Blades are specifically designed for cutting sinkholes and other curve cutting applications on marble, porcelain, crystallized glass and harder types of natural stone. The Alpha® design incorporates diamonds on both sides of the steel core for better performance. The Alpha® Contour Blades fit on the Alpha® AWS-125 Wet Stone Cutter or most common electric angle grinders to provide a convenient, safe and quick operation.



CONTOUR BLADE  
FOR PORCELAIN/  
CRYSTALLIZED GLASS

PART NO.	SIZE	MAX RPM	ARBOR
CCP005	5"	12,200	7/8"

## ALPHA® GUIDE RAIL SYSTEM



The Alpha® Guide Rail System is an accessory for the Alpha® AWS-110 and the AWS-125 Wet Stone Cutters. It is a collection of high quality straight edges constructed of sturdy cast aluminum. The Guide Rail System can be set up in minutes and fully supports the weight of the Wet Stone Cutters, allowing for machine quality cuts without the need for expensive machinery. The Guide Rails come in 3 convenient lengths: 4', 7' and 12' or as a kit of all three.




PART NO.	DESCRIPTION
GR-AG04	Aluminum Guide Rail 4' (1.2m) with 2 clamps
GR-AG07	Aluminum Guide Rail 7' (2.1m) with 2 clamps
GR-AG12	Aluminum Guide Rail 12' (3.6m) with 2 clamps
GR-AGKIT	Guide Rail Bundle (3 Rails, 6 Clamps, Connector & 4 Screws)
AWS-UCAM	Universal Carriage Assembly
ECO-CAM	Ecocutter Carriage Assembly

## ALPHA® SILENCER III FOR PORCELAIN/ CRYSTALLIZED GLASS

Due to the increased popularity of Crystallized glass, Alpha Professional Tools® has performed extensive testing and determined that the Silencer III for Porcelain is the perfect blade to cut this material. Its uniquely designed core is made of two hardened steel sheets with a thin copper sheet laminated between them, to dissipate the usually high noise levels common to this application. The Alpha® Silencer III is equipped with 60mm arbor which is a common size, adapters are also available to reduce the arbor size. Special formulated, this dual-purpose blade can be used on Crystallized Glass as well as Porcelain Slabs!



SILENCER III  
FOR PORCELAIN/  
CRYSTALLIZED GLASS



PART NO.	SIZE	MAX RPM	TYPE	ARBOR(S)
SLW1210P	12"	6,200	Porcelain/Crystallized Glass Slab	1"
SLW1410P	14"	4,365	Porcelain/Crystallized Glass Slab	60mm, 50mm
SLW1610P	16"	3,820	Porcelain/Crystallized Glass Slab	60mm, 50mm
SLW1810P	18"	3,395	Porcelain/Crystallized Glass Slab	60mm, 50mm

## ALPHA® VSP-120

Alpha® has improved the popular VSP wet polisher series with new features to perform above and beyond your expectations! The new VSP-120 comes with variable speed control switch with an automatic speed feed-back system to maintain consistent RPMs with or without a load. This switch has also expanded the usable RPM range from 500 to 2,800 RPM. The new RPM range reduces heat build-up when polishing Engineered Stone, which eliminates burning or scorching the work piece. Alpha® has also added a Splash Guard that can be trimmed to adjust the height for the best comfort and protection. Every stone fabricator should try the new VSP-120 Variable Speed Wet Polisher to achieve the best performance and high quality results.



VSP-120

Specifications:	Equipment Included:
Rating.....120/230 Volts Amperage..... 7A / 3.5A Power.....800W Speed (Variable).....500-2800 RPM Weight.....7.3 Lbs / 3.3kg Spindle......5/8"-11 / M14	<ul style="list-style-type: none"> <li>• Ground Fault Circuit Interrupter</li> <li>• Water Valve and Hose</li> <li>• Faucet/Garden Hose Adapter</li> <li>• Wrench</li> <li>• C-Handle</li> <li>• Side Handle (reversible)</li> <li>• Extra Carbon Brush Set</li> <li>• Ventilation Cap</li> <li>• Carrying Case</li> <li>• Splash Guard w/Band Clamp</li> </ul>

PART NO.	DESCRIPTION
VSP-120	Variable Speed Wet Polisher - 120V
VSP-230	Variable Speed Wet Polisher - 230V

## ALPHA® PROFILER Z-SERIES

### ALPHA® PROFILER Z-SERIES

The Alpha® Contour blade together with the AWS-125 Stone Cutter allows fabricators to cut a sink hole along the cut line quickly and safely. In order to shape the edge to a desired profile, Alpha® introduces the Profiler Z-Series Vertical Grinding Wheels to easily grind the rough edges to a smooth finish, after the curve cutting application. Using our Profiler Z-Series maintains a very aggressive cutting performance and its original shape for a long time.

PART NO.	SIZE	MAX RPM	ARBOR	SHAPE
PFZ301	1-1/4"	3,500	5/8"-11 Threaded	Straight
PFZ401	1-1/2"	3,500	5/8"-11 Threaded	Straight
PFBNG01	Nylon Guide	—	—	—



Straight Edge

## ALPHA® PROFILER B-SERIES

Alpha® Profiler B-Series, is designed to produce a roundover on granite, marble, engineered stone, porcelain and crystallized glass tile and slab. Equipped with a 5/8"-11 female thread and internal water passage holes, the Alpha® Profiler B-Series will fit the AIR-658, AWP-158, VSP-120 and other brands of center water-feed polishers. The nylon guide slides along the surface and the rotary touchier controls the depth of cut to make this tool nearly "goof-proof". An operator with little or no fabrication skills can easily create a perfect roundover on tile or slab.

PART NO.	SIZE	MAX RPM	ARBOR	SHAPE
PFB051	3/16"	3,500	5/8"-11 Threaded	Demi-Bullnose
PFB101	3/8"	3,500	5/8"-11 Threaded	Demi-Bullnose
PFB131	1/2"	3,500	5/8"-11 Threaded	Demi-Bullnose
PFB201	3/4"	3,500	5/8"-11 Threaded	Demi-Bullnose
PFBNG01	Nylon Guide	—	—	—



Demi-Bullnose

## ALPHA® PROFILER E-SERIES

The Alpha® Profiler E-Series, was designed to create a Hollywood Bevel edge that will put you way ahead of the competition. The Profiler E-Series produces a uniform Hollywood Bevel profile of 1" on all types of granite, marble, engineered stones and crystallized glass. Like all other Alpha® Profilers currently in use in your fabrication shop, the Profiler E-Series is easy to use and fits on most water-fed polishers. The nylon guide and rotary touchier design produces a consistent desired result expected by experienced craftsmen.

PART NO.	SIZE	MAX RPM	ARBOR	SHAPE
PFE001	1"	3,500	5/8"-11 Threaded	20° Bevel
PFBNG01	Nylon Guide	—	—	—

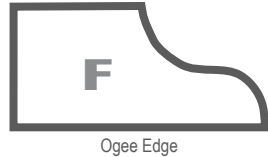


Hollywood Bevel


## ALPHA® PROFILER F-SERIES

### ALPHA® PROFILER F-SERIES


Alpha® introduces a new addition to the Profiler Series with the Profiler F, commonly known as Ogee. Since creating an Ogee edge requires a large amount of material to be removed, Alpha® recommends a two-step process to make your operation easier. Position 0 breaks the corner fast, followed by Position 1 to complete the Ogee profile. The Alpha® Profiler F was designed to eliminate the use of a router and can easily be used on a hand polisher.



Ogee Edge



Position 0



Position 1

PART NO.	SIZE	MAX RPM	ARBOR	DESCRIPTION	SHAPE
PFF200	3/4"	3,500	5/8"-11 Threaded	Position 0	Breaker
PFF201	3/4"	3,500	5/8"-11 Threaded	Position 1	Ogee
PFF300	1-1/4"	3,500	5/8"-11 Threaded	Position 0	Breaker
PFF301	1-1/4"	3,500	5/8"-11 Threaded	Position 1	Ogee
PFBNG01	Nylon Guide	—	—	—	—

## ALPHA® PROFILER V-SERIES

The Alpha® Profiler V-Series was designed for fabricators that need to deal with the variety of thicknesses that is inherent in all stone slabs. Whether you are working with granite, engineered stone, porcelain, crystallized glass, marble or limestone and the slab has a specified thickness, such as 1-1/4" (3cm), the nature of the material does not always match the exact specification. To piece together long slabs for countertops that are not uniform in thickness, is a difficult task for any fabricator. In the past, the fabricator would have to calibrate the thicker slab to match the other slabs being used, but not any more! Introducing the Alpha® Profiler V-Series, a unique wheel designed to create a bullnose edge profile that will eliminate the time-consuming calibration process. Our patented design shapes a professional looking bullnose edge quickly and easily. The Alpha® Profiler V-Series will work on all popular water-fed polishers including the AWP-158 and VSP-120 wet polishers. Choose the Alpha® Profiler V-Series to produce a top quality results!



Full Bullnose

PART NO.	SIZE	MAX RPM	ARBOR	SHAPE
PFV301	1-1/4" (3cm)	3,500	5/8"-11 Threaded	Full Bullnose
PFV401	1-1/2" (4cm)	3,500	5/8"-11 Threaded	Full Bullnose
PFBNG01	Nylon Guide	—	—	—

## ALPHA® SURFACER GRINDING CUP WHEEL



Alpha Professional Tools® introduces the Surfacers Grinding Cup Wheels. A new grinding wheel system developed to smooth out the underside of counter and table tops. This two-step process utilizes two grit types: black for coarse and white for fine. The coarse grit is designed for fast material removal and the fine grit smoothes out the surface of the stone.



Coarse Finish



Fine Finish

PART NO.	SIZE	MAX RPM	ARBOR(S)	SHAPE
SG4C11	4"	14,500	7/8", 5/8-11" Threaded	COARSE
SG4F11	4"	14,500	7/8", 5/8-11" Threaded	FINE

## ALPHA® BACKER PADS

The Alpha® Backer Pads were developed as a part of the wet polishing system that Alpha® introduced to the North American markets. This wet polishing system quickly became the accepted method of polishing. The Alpha® Backer Pads proved to be very durable and soon became the backer pads of choice among fabricators, tile contractors, monumentalists and restoration workers.



FLEXIBLE  
BACKER PAD

RIGID  
BACKER PAD

PART NO.	SIZE	MAX RPM	TYPE
GP25/8PD	2"	6,000	Flexible
GP35/8PD	3"	6,000	Flexible
GP45/8PD	4"	6,000	Flexible
GP45/8RG	4"	6,000	Rigid

Also available in 5".

## ALPHA® CERAMICA METAL

Alpha® Ceramica Metal discs are the workhorses of the Alpha® Ceramica line. Available in 60, 150 and 300 grits, the Alpha® Ceramica Metal discs are designed to improve the quality of the preparation work required to bring out the deep glossy finish that only Alpha® Ceramica can produce. Alpha® Ceramica Metal has the hardness of a metal bond diamond in a flexible resin bond disc. This unique combination gives Alpha® Ceramica Metal a long life and superior aggressiveness compared to a standard resin bond diamond disc. These discs work well on granite, engineered stone, porcelain and crystallized glass slabs.




CERAMICA METAL

HOOK AND LOOP		4"
GRIT	COLOR	PART NO.
60	BLUE	FD40060M
150	YELLOW	FD40150M
300	ORANGE	FD40300M

Also available in 3".



## ALPHA® CERAMICA EX



CERAMICA EX

These resin discs are specifically designed to produce the highest quality shine, with the least amount of steps, on quartz surfaces, engineered stones and crystallized glass. They also work extremely well on all natural stones. The set consists of grits 200, 500, 1000, 2000, and 3000.

HOOK AND LOOP		4"
GRIT	COLOR	PART NO.
200	YELLOW	EX40200R
500	RED	EX40500R
1000	DARK GREEN	EX41000R
2000	LIGHT GREEN	EX42000R
3000	BROWN	EX43000R
BUFF	BLACK	GP4BLACK

Also available in 3" and 5".

## ALPHA® ELECTROPLATED DRILL BIT

Alpha® Electroplated Drill Bit drills anchor holes on thin materials such as tile, for hardware pre-installation or post-installation. Can be used on a standard drill, or with an adapter, can be used on a polisher with a 5/8"-11 spindle.

PART NO.	SIZE	MAX RPM	DESCRIPTION
CH7205	3/16"	3,500	Electroplated Drill Bit
CH7206	1/4"	3,500	Electroplated Drill Bit
CH7208	5/16"	3,500	Electroplated Drill Bit
CH7210	3/8"	3,500	Electroplated Drill Bit
CH7212	1/2"	3,500	Electroplated Drill Bit
CH7235	1-3/8"	3,500	Electroplated Drill Bit
CH7240	1-1/2"	3,500	Electroplated Drill bit
CH1058	-	-	Adapter 10mm to 5/8" (for polishers)



ADAPTER



ELECTROPLATED DRILL BIT

## ALPHA® WET CORE DRILL BIT

The Alpha® Wet Core Drill Bit is designed for drilling the faucet-mounting holes in countertops and vanities. It can also be used to make clean rounded corners for square or rectangular sinkholes. The Alpha® Core Drill Bit is very versatile and can be adapted for use in construction trades wherever holes are needed for water, gas and electrical piping, especially when natural stone or ceramic tile is already installed.



WET CORE DRILL BIT



PART NO.	DIAMETER	MAX RPM	ARBOR
DCB00380	3/8"	3,500	5/8"-11 Threaded
DCB00500	1/2"	3,500	5/8"-11 Threaded
DCB00750	3/4"	3,500	5/8"-11 Threaded
DCB01000	1"	3,500	5/8"-11 Threaded
DCB01250	1-1/4"	3,500	5/8"-11 Threaded
DCB01375	1-3/8"	3,500	5/8"-11 Threaded
DCB01500	1-1/2"	3,500	5/8"-11 Threaded
DCB02000	2"	3,500	5/8"-11 Threaded
DCB02500	2-1/2"	3,500	5/8"-11 Threaded

## ALPHA® TWINCUR ES



TWINCUR ES

Twincur ES comes with the 5" snail lock adapter commonly used on single- and multiple-head machines. Fabricators of engineered stone and/or Crystallized Glass will love the ease of operation and the fast, consistent results they can achieve with these abrasives. Twincur ES is designed for high quality performance and will last a long time. If you work with engineered stone, crystallized glass and automated edge polishing equipment, Twincur ES is the abrasive for you.

PART NO.	GRIT	SIZE	BOND TYPE
ES50200R	200	5"	RESIN
ES50500R	500	5"	RESIN
ES51000R	1000	5"	RESIN
ES52000R	2000	5"	RESIN
ES53000R	3000	5"	RESIN

Also available in 4" and 6".

## ALPHA® TWINCUR EB



TWINCUR EB

Alpha® recognizes the popularity of the full bullnose edge treatment and the need for an abrasive to accomplish this design feature. To fulfill this need in the industry, Alpha® introduces Twincur EB, a set of abrasives specifically developed to polish bullnose edges on engineered stone and crystallized glass, using automated edge polishing machines. Twincur EB fits on the 5" snail lock adapter commonly used on single and multiple head machines. If you work with crystallized glass or engineered stone/quartz surfaces and automated edge polishing equipment, Twincur EB is the abrasive for you.

PART NO.	GRIT	SIZE	BOND TYPE
EB50200R	200	5"	RESIN
EB50500R	500	5"	RESIN
EB51000R	1000	5"	RESIN
EB52000R	2000	5"	RESIN
EB53000R	3000	5"	RESIN
EB51000LC	1000	5"	LC RESIN
EB52000LC	2000	5"	LC RESIN
SFAT-5/8	ADAPTER	5"	5/8"-11 THREAD

Also available in 4" and 6".

3 TYPES OF POLISH AVAILABLE FROM TWINCUR EB		
REGULAR POLISH	HIGH GLOSS POLISH	SNAKE-SKIN POLISH
EB50200R	EB50200R	EB50200R
EB50500R	EB50500R	EB50500R
EB50500R	EB51000R	EB50500R
EB51000R	EB52000R	EB51000LC
EB52000R	EB53000R	EB52000LC
Twincur EB abrasives use 2.2 - 2.5 BAR pressure, LC abrasives may be used up to 3.0 BAR pressure.		

## ALPHA® SAFETY GLASSES

The Alpha® Safety Glasses have a lightweight frame with padded temples. The wrap around design provides superior protection while assuring a comfortable wear for the entire work day.



### Features:

- Lightweight Wrap Style Frame
- Clear Anti-Scratch Lenses
- Soft Rubber Nose Bridge
- Rubber Tipped
- Adjustable Side Arms

PART NO.	DESCRIPTION	QUANTITY
173002	Safety Glasses	12 pcs
173008	Safety Glasses	1 pc

The Alpha® Apron is uniquely designed to prevent the user from getting wet. Made of a strong vinyl material, the Alpha® Apron is lightweight, comfortable and easy to use. A flexible waistband keeps it in place (no strings or knots to tie). It can be used by anyone that polishes with water.



BACK

The Alpha® Apron can also be used to keep the dust associated with dry polishing from your clothing.



PART NO.	DESCRIPTION
APRON3012	Apron

## ALPHA® DVD

### CRYSTALLIZED GLASS FABRICATION & INSTALLATION VIDEO



- Surface Preparation
- Cutting
- Rodding
- Lamination & Trimming
- Machine Edge Polishing
- Sink Hole Cutting
- Profiling
- Polishing
- Drilling

**COMING SOON!**



## Product Literature

### Catalogs

Alpha® has organized its product catalogs to best serve the needs of our customers. We offer a catalog for Hand Tooling applications and one for large Machine Tooling and Accessories. We also have a catalog specifically for the Concrete Industry.

All of our catalogs are portable and illustrate the tools and accessories needed for Cutting, Profiling, Grinding, Drilling and Polishing all types of materials.



### Specialized Booklets

Alpha® has also created specialized booklets showcasing the tools needed to fabricate crystallized glass, thin-panels and pre-fabricated granite blanks. To request these catalogs, or for more information about our product line, visit our website at [www.alpha-tools.com](http://www.alpha-tools.com) or contact us at 800-648-7229



See our products in action via our **FREE Promotional DVDS!**

## Educational Materials

With the increasing demand for custom fabrication and installation of kitchen countertops and bathroom vanities, Alpha Professional Tools® has created an educational product line to include granite countertops, crystallized glass and pre-fabricated granite blank. These step-by-step videos guide the viewer through fabrication and installation techniques.



## Alpha® Tool Repair Service

- Authorized repair centers in the USA and Canada
- All tool repairs carry a 30-day warranty
- Quick turn-around time
- Technical support for repair and maintenance
- Order replacement tool parts directly from Alpha®
- Loaner program available



 **Alpha Professional Tools®**

103 Bauer Drive  
Oakland, NJ 07436  
800-648-7229 • Fax: 800-286-0114

[www.alpha-tools.com](http://www.alpha-tools.com)