

NEW

EZ Click

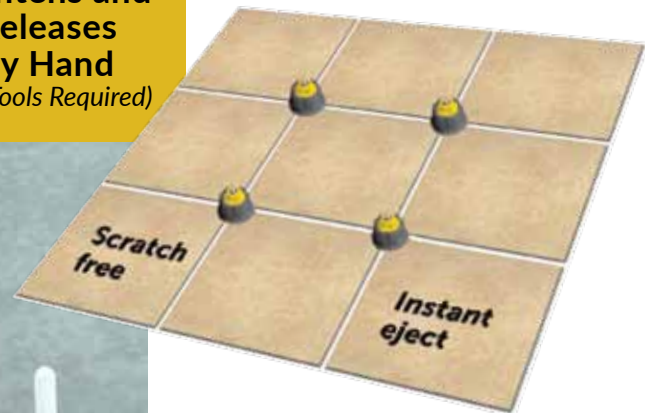
ALPHA



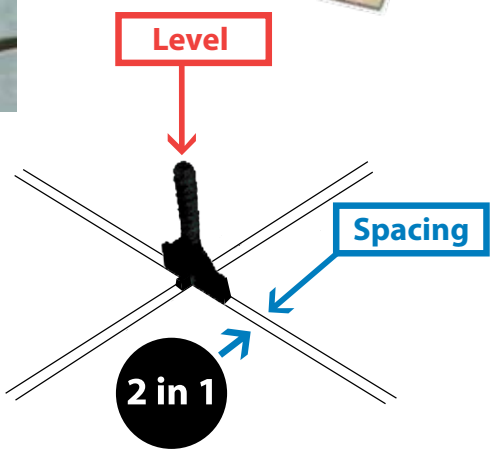
The Next-Generation Screw-based Tile Leveling System



Tightens and Releases by Hand
(No Tools Required)




NO TOOLS REQUIRED



- ✓ **Instant Screw Ejection Leveling System**
- ✓ **Supports Tile Thickness: 1/8" to 25/32" (3mm to 20mm)**
- ✓ **Minimum Joint Calibration: 3/64" (1mm)**
- ✓ **Ideal for Both Floor and Wall Tiling**
- ✓ **Proprietary Scratch-Prevention Edge**
- ✓ **Built-in Spacer Calibration: 5/64" (2mm), 1/8" (3mm) & 5/32" (4mm)**
- ✓ **Compatible With Many Older-Generation Systems**
- ✓ **Color Coded Base Screws for Easy Size/Type Identification**
- ✓ **Cap Can Be Re-used More Than 500 Times (compared to others including Revolution which is only 8 times)**

PART NO.	SIZE	TYPE	COLOR	QTY
EZCLICKCP		Screw Cap		50
EZCLB10WH	3/64" (1.0mm)	Linear Joint Screw Base	White	200
EZCLB20YW	5/64" (2.0mm)	Linear Joint Screw Base	Yellow	200
EZCLB30RD	1/8" (3.0mm)	Linear Joint Screw Base	Red	200
EZCLB40BK	5/32" (4.0mm)	Linear Joint Screw Base	Black	200
EZCXB20BL	5/64" (2.0mm)	X Joint Screw Base	Blue	200
EZCXB30VI	1/8" (3.0mm)	X Joint Screw Base	Violet	200
EZCXB40GY	5/32" (4.0mm)	X Joint Screw Base	Gray	200
EZCTB20BR	5/64" (2.0mm)	T Joint Screw Base	Brown	200
EZCTB30OR	1/8" (3.0mm)	T Joint Screw Base	Orange	200
EZCTB40GR	5/32" (4.0mm)	T Joint Screw Base	Green	200



Alpha Professional Tools

103 Bauer Drive, Oakland, NJ 07436 • 800-648-7229 • Fax: 800-286-0114
www.alpha-tools.com



Copyright © 2018 Alpha Professional Tools. All rights reserved.

FL2247-10/18

EZ CLICK SYSTEM


Screw Cap




Linear Base Screws



X Base Screws



T Base Screws



HOW TO USE

1. Open Yellow Cap



2. Place on Screw Joint



3. Lock Yellow Cap



4. Turn Black Base to Tighten



5. Repeat for All Caps



6. Kick the Cap Along the Joint Line to Remove



7. Unlock Yellow Cap, Discard the Screw and Reuse Cap

